



RESEARCH DATA CENTRE (FDZ)
of the German Federal Employment Agency (BA)
at the Institute for Employment Research (IAB)

FDZ-DATENREPORT

Documentation of labour market data

14|2022 EN NEPS-SC3 survey data linked to administrative data of the IAB (NEPS-SC3-ADIAB)

Nadine Bachbauer & Clara Wolf



Bundesagentur für Arbeit

NEPS-SC3 survey data linked to administrative data of the IAB (NEPS-SC3-ADIAB)

Nadine Bachbauer (IAB, LIfBi), Clara Wolf (IAB, LIfBi)

Die FDZ-Datenreporte beschreiben die Daten des FDZ im Detail. Diese Reihe hat somit eine doppelte Funktion: zum einen stellen Nutzerinnen und Nutzer fest, ob die angebotenen Daten für das Forschungsvorhaben geeignet sind, zum anderen dienen sie zur Vorbereitung der Auswertungen.

FDZ-Datenreporte (FDZ data reports) describe FDZ data in detail. As a result, this series of reports has a dual function: on the one hand, those using the reports can ascertain whether the data offered is suitable for their research task; on the other, the data can be used to prepare evaluations.

Contents

1	Introduction and outline.....	7
1.1	Introduction	7
1.2	Data use.....	9
1.2.1	Data access.....	9
1.2.2	Data management.....	9
1.2.3	Sensitive variables and additional variables.....	10
1.2.4	File names of the administrative data and the Linkage File.....	12
1.2.5	File names of the NEPS Starting Cohort 3	13
1.3	Profile	15
1.4	List of variables of the administrative data.....	20
1.5	Volume structure.....	24
2	Data sources	24
2.1	NEPS-SC3 survey data (NEPS-SC3).....	24
2.2	Administrative Data of the Integrated Employment Biographies (IEB)	25
2.3	Employee History (BeH)	26
2.4	Benefit Recipient History (LeH)	27
2.5	Unemployment Benefit II Recipient History (LHG)	27
2.6	Jobseeker Histories (ASU/XASU)	28
2.7	Participants-In-Measures History Files (MTH/XMTH).....	29
3	Data preparation and sampling procedure	29
3.1	Corrections and validation procedures.....	29
3.1.1	NEPS-SC3 survey data.....	29
3.1.2	Administrative data from the Integrated Employment Biographies (IEB)	29
3.1.3	Employee History (BeH)	29
3.1.4	Benefit Recipient History (LeH).....	30
3.1.5	Unemployment Benefit II Recipient History (LHG)	30
3.1.6	Jobseeker Histories (ASU/XASU)	31
3.1.7	Participants-In-Measures History File (MTH).....	31
3.1.8	Participants-In-Measures History File from XSozial-BA-SGB II (XMTH)	32
3.1.9	SGB II anonymisation	32
3.2	Episode splitting	32
3.3	Missing values	33
4	Data Linkage.....	34
4.1	Respondents' informed consent for the data linkage	34
4.2	Origin of the linkage variables.....	34

4.3	Correction and standardisation of personal information	35
4.4	Exact record linkage.....	35
4.5	Error-tolerant matching of the linkage variables	36
4.6	Result of the data linkage	37
5	Data quality and problems.....	38
5.1	NEPS-SC3 survey data (NEPS-SC3).....	38
5.2	Integrated Employment Biographies (IEB)	38
5.3	Employee History (BeH).....	40
5.4	Benefit Recipient History (LeH)	41
5.5	Unemployment Benefit II Recipient History (LHG)	41
5.6	Jobseeker Histories (ASU/XASU)	42
5.6.1	ASU.....	42
5.6.2	XASU.....	43
5.7	Participants-In-Measures History Files (MTH/XMTH).....	44
5.7.1	MTH.....	44
5.7.2	XMTH.....	45
6	Description of variables	45
6.1	Identifiers	45
6.1.1	Individual ID (ID_t)	45
6.1.2	Establishment ID (betnr_sc3adiab)	46
6.2	Generated technical variables.....	47
6.2.1	Counter per person (spell)	47
6.2.2	Source of spell (quelle)	47
6.2.3	Year (jahr)	47
6.3	Period of validity	48
6.3.1	Original start date (begorig)	48
6.3.2	Original end date (endorig).....	48
6.3.3	Episode start date (begepi).....	49
6.3.4	Episode end date (endepe).....	49
6.4	Personal information	49
6.4.1	Gender (frau)	49
6.4.2	Year of birth (gebjahr)	50
6.4.3	Month of birth (gebmon).....	50
6.4.4	Nationality (nation).....	50
6.4.5	Nationality, grouped (nation_gr).....	51
6.4.6	Marital status (famst)	51
6.4.7	Number of children (kind).....	51
6.4.8	Vocational training (ausbildung)	52
6.4.9	Vocational training (imputed) (ausbildung_imp)	55

6.4.10	School leaving qualification (schule)	55
6.5	Information on employment, benefit receipt and job search	56
6.5.1	Daily wage/daily benefit (tentgelt)	56
6.5.2	Occupation - current/most recent (KldB 1988) (beruf)	58
6.5.3	Occupational group - current/most recent (KldB 2010), 3-digit (beruf2010_3)	58
6.5.4	Occupational sub-group - current/most recent (KldB 2010), 4-digit (beruf2010_4)	59
6.5.5	Level of requirement - current/most recent job (KldB 2010) (niveau)	60
6.5.6	Part-time (teilzeit)	61
6.5.7	Occupational status and working hours (stib)	61
6.5.8	Employment status (erwstat)	62
6.5.9	Transition zone (gleitz)	64
6.5.10	Temporary agency work (leih)	65
6.5.11	Fixed-term contract (befrist)	65
6.5.12	Reason of cancellation/notification/termination (grund)	65
6.5.13	Employment status prior to job search (estatvor)	67
6.5.14	Employment status after job search (estatnach)	67
6.5.15	Integration forecast (ipo)	68
6.5.16	Reason for end of previous employment (art_kuend)	68
6.5.17	Working hours of job application (arbzeit)	69
6.5.18	Residual claim/planned duration (restanspruch)	69
6.5.19	Type of provider (traeger)	70
6.5.20	Start date of unemployment (alo_beg)	70
6.5.21	Duration of unemployment (alo_dau)	70
6.6	Location data	71
6.6.1	Place of residence - district (Kreis) (wo_kreis)	71
6.6.2	Place of residence - federal state (Bundesland) (wo_bula)	72
6.6.3	Place of residence - employment agency (Arbeitsagentur) (wo_aa)	72
6.6.4	Place of residence - regional directorate (Regionaldirektion) (wo_rd)	73
6.7	Establishment variables	73
6.7.1	Classification of economic activities 73 (w73_3)	73
6.7.2	Classification of economic activities 93, sub-classes (w93_5)	74
6.7.3	Classification of economic activities 93, groups (w93_3)	74
6.7.4	Classification of economic activities 03, sub-classes (w03_5)	75
6.7.5	Classification of economic activities 03, groups (w03_3)	75
6.7.6	Classification of economic activities 08, sub-classes (w08_5)	76
6.7.7	Classification of economic activities 08, groups (w08_3)	76
6.7.8	w73_3 completed by extrapolation/imputation (w73_3_gen)	77
6.7.9	Type of imputation w73_3 (group_w73_3)	77
6.7.10	w93_3 completed by extrapolation/imputation (w93_3_gen)	77
6.7.11	Type of imputation w93_3 (group_w93_3)	78
6.7.12	w08_3 completed by extrapolation/imputation (w08_3_gen)	78
6.7.13	Type of imputation w08_3 (group_w08_3)	79

6.7.14	Year of first appearance (grd_jahr)	79
6.7.15	Date of first appearance (grd_dat)	79
6.7.16	Year of last appearance (lzt_jahr)	80
6.7.17	Date of last appearance (lzt_dat)	80
6.7.18	Total number of employees (az_ges)	81
6.7.19	Number of full-time employees (regular workers + others) (az_vz)	81
6.7.20	Number of employees in marginal part-time employment (az_gf)	81
6.7.21	Mean imputed wage all full-time employees (te_imp_mw)	81
6.7.22	Place of work - district (Kreis) (ao_kreis)	82
6.7.23	Place of work - federal state (Bundesland) (ao_bula)	83
6.8	Linkage variables	83
6.8.1	Availability of administrative personal data (match_admin)	83
6.8.2	Matching method (match_typ)	83
6.8.3	Quality of the match (quality)	83
7	References	85
8	Appendix	87
8.1	Frequency tables	87
8.2	List of abbreviations	87

Zusammenfassung

Dieser Datenreport beschreibt die verknüpften Erhebungsdaten des Nationalen Bildungspanels der Startkohorte 3 „Wege durch die Sekundarstufe I – Bildungswege von Schülerinnen und Schülern ab Klassenstufe 5“ (NEPS-SC3) mit administrativen Daten des Instituts für Arbeitsmarkt- und Berufsforschung (IAB).

Abstract

This data report describes the linked survey data of Starting Cohort 3 „Paths through Lower Secondary School: Educational Pathways of Students in Grade 5 and Higher” of the National Educational Panel Study (NEPS-SC3) with administrative data of the Institute for Employment Research (IAB).

Keywords

German administrative micro data, labour market data, data manual, National Educational Panel Study, survey data

Data availability

The dataset described in this document is available for use by professional researchers. Further information can be found on the website <https://fdz.iab.de/en/startseite-en/>.

1 Introduction and outline

1.1 Introduction

This data report describes the data product "NEPS-SC3 survey data linked to administrative data of the IAB (NEPS-SC3-ADIAB 7521)", which is provided jointly by the Leibniz Institute for Educational Trajectories (LIfBi) and the Institute for Employment Research (IAB). The linked data consist of information gathered in interviews with participants of the so-called school cohort Grade 5 (SC3) of the National Educational Panel Study (NEPS) and their personal data from the administrative data of the IAB. The administrative data are only provided if the respondents have consented to the data being linked and if they could be identified in the IAB data.

The NEPS data were collected from 2008 to 2013 as part of the framework programme for the promotion of Empirical Educational Research, funded by the Federal Ministry of Education and Research (BMBF). Since 2014, the NEPS has been continued by the Leibniz Institute for Educational Trajectories (LIfBi) at the Otto-Friedrich University of Bamberg in close cooperation with a Germany-wide network of partner institutes. Further information can be found on the NEPS website (see <https://www.neps-data.de/Mainpage>).

The study of Starting Cohort 3 is aimed at tracing the training paths taken by students after completing elementary school or from entering secondary school of the general education school system. This includes the testing of students' competencies and the development of these skills over time. The domains covered are language, mathematics, science as well as basic cognitive skills and metacognition (ICT literacy and metacognition). In addition, information is collected on the conditions and prerequisites of educational processes, as well as on the possible individual consequences on the future educational path. In order to be able to answer questions about the environment, the students' involvement in social networks is surveyed. Furthermore, parents, teachers and school principals were interviewed in order to examine the different learning environments of the students. In sum, questions about the school type chosen, changes to other school types or grade repetitions can be answered. The data can also be used to investigate issues related to the path through lower secondary school and the transition to upper secondary school.

The NEPS-SC3 survey includes a representative sample of students who attended the 5th grade of a regular or special school in autumn 2010 (sample 1). An oversampling of special schools with learning needs was drawn. Due to the different ability profiles of students in special schools with learning needs, an experimental design is used for these schools. Furthermore, an additional sample of students with migration background "Turkey" or "Soviet Union" was drawn (sample 2). Due to the federal state-specific transition points, there was a refresher sample with students in grade 7 (sample 3).

The sample was drawn using a two-stage approach. The first sample consists of a random selection of mainstream and special lower secondary schools. This was done using a large proportion of the schools that had already been drawn as part of the sample of NEPS Starting Cohort 4. This procedure was done to save administrative costs. The second step involves the random selection of two fifth grades in the selected schools, provided that this grade strength is available. If there are fewer than three fifth classes at a school, all students of these classes will be

invited to participate in the study. The target persons are interviewed and tested at the participating schools until the target person leaves this school or the general education system. Subsequently, the target persons are tracked and questioned individually. In addition to the survey of students, the survey of contextual persons, parents, teachers and school principals is carried out.

For the linked data product, only the download version of the NEPS data is available.

The administrative data originate from the Integrated Employment Biographies (IEB) of the IAB. In the present case, they contain data on all persons interviewed under the NEPS Starting Cohort 3, who agreed to be linked and could be linked, if they have at least one of the following states during the observation period:

- employment subject to social security (recorded from 1975 onwards)
- marginal part-time employment (recorded from 1999 onwards)
- receipt of benefits in accordance with Social Code Book III (recorded from 1975 onwards) or Social Code Book II (recorded from 2005 onwards)
- registered with the Federal Employment Agency (Bundesagentur für Arbeit - BA) or at an institution responsible for implementing SGB II as a jobseeker (recorded from 1997 onwards)
- participation in an employment or training measure (recorded from 2000 onwards)

These data, which come from different sources, are merged in the IEB and the statuses are depicted exact to the day.

While the Employee History (Beschäftigtenhistorik - BeH) is the origin of the information on employment subject to social security and marginal part-time employment, the receipt of benefits in accordance with Social Code Book III (SGB III) and Social Code Book II (SGB II) is recorded in the Benefit Recipient History (Leistungsempfängerhistorik - LeH) and the Unemployment Benefit II Recipient History (Leistungshistorik Grundsicherung - LHG). The Jobseeker Histories (Arbeitsuchendenhistoriken - ASU and XASU) are the data source for the periods of job search recorded by the BA or by municipal institutions responsible for implementing SGB II, while participation in employment and training measures is recorded in the Participants-in-Measures History Files (Maßnahmeteilnahmehistoriken - MTH and XMTH).

In addition to this personal data, information on the employing operators from the IAB's Establishment History Panel (BHP) (Ganzer et al., 2022) can also be provided.

This data report is structured as follows. In addition to the introduction, Chapter 1 contains information on data access as well as an outline of the data, a list of variables and the volume structure. A description of the individual data sources can be found in Chapter 2. Data preparation and sampling are discussed in Chapter 3. Chapters 4 and 5 contain a description of data linkage and data quality, while the individual variables are described in Chapter 6.

1.2 Data use

1.2.1 Data access

The NEPS-SC3-ADIAB data are weakly anonymised and can only be evaluated during guest visits to one of the locations of the Research Data Centre of the Federal Employment Agency at the Institute for Employment Research (IAB-RDC) and subsequent remote data processing.

As a first step, an application has to be submitted to the IAB-RDC for data use. The IAB-RDC decides on the approval of the research project on behalf of and, if necessary, in consultation with the Federal Ministry of Labour and Social Affairs (BMAS). After approval, a data usage contract for the NEPS data must be concluded with the Research Data Centre of the LfBi (LfBi-RDC, see <https://www.neps-data.de/Data-Center/Data-Access>). Finally, as soon as the data use agreement for the NEPS data has been submitted to the IAB-RDC, a contract will be concluded between the institution of the researcher and the IAB. Details on how to apply for the data set and the data processing options can be found on the website of the IAB-RDC. Access to the data thus only begins once the applicant has signed contracts with both research data centres.

To answer questions about this data product, users can contact the staff of the RDCs at IAB and LfBi. The division of responsibilities between the two institutions includes that users with questions on NEPS data should contact the LfBi-RDC exclusively, with questions on administrative data, technical aspects of data linkage or access to the data exclusively to the IAB-RDC. For general questions on NEPS, the NEPS-Forum (see <https://forum.lifbi.de>) can also be consulted in addition to the LfBi-RDC.

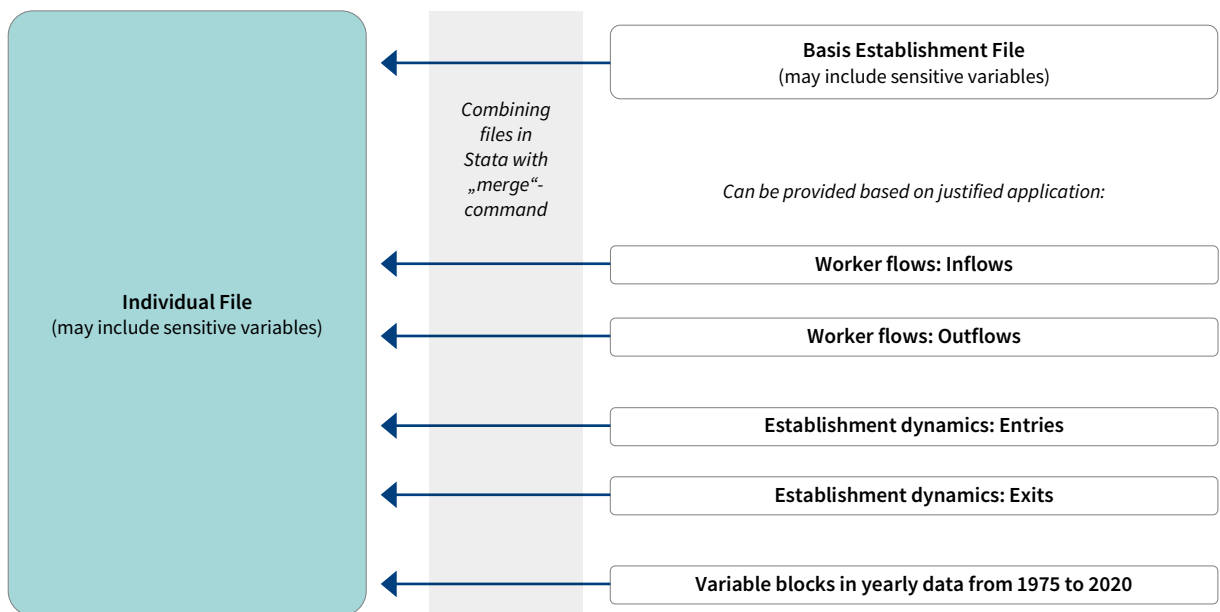
1.2.2 Data management

The survey data of NEPS and the administrative data of the IAB are stored in separate files, which makes the structure of the data clear and saves storage capacity in the data management. The personal data from both data sources can be merged via the NEPS identification variable (ID_t), which is also included in the administrative personal data.

A further element of NEPS-SC3-ADIAB is the linkage file, which contains the personal ID as well as technical characteristics with information on whether the linkage with the administrative data was successful and which linkage method was used. The file also contains the respondents of NEPS Starting Cohort 3 for whom no administrative data exists. Thus, drop-out analyses can be carried out on the basis of all participants of NEPS-SC3.

The administrative data, which contain both German and English labels analogous to the NEPS data, are structured in modules and stored in several files. One module, which is referred to as the "personal file", contains identifiers (system-free personal and company numbers), personal characteristics, information on employment, benefits, job search and participation in labour market measures, residence characteristics and technical characteristics. This personal data includes daily data for the period 1975 to 2020.

Figure 1 Storage of the administrative data



A second module, the basic establishment file, contains the establishment number, the year, information on the place of work and branches of the economy as well as further information on the establishment as at 30 June of the years 1975 to 2020. For eastern Germany, the establishment data are only available from 1992. Thus, administrative establishment and personal characteristics are stored in separate files (cf. Figure 1). In addition, the basic establishment file contains variables generated for sector classifications that are consistent over time (see Eberle et al., 2011). In addition, further establishment variables and extension modules of the Establishment History Panel (BHP) can be used, which are described by Ganzer et al. (2022). The linking of the administrative personnel and the establishment files are made via the establishment ID and the year of the data record. The variables which are classified with high (h) or varying (m) degrees of completeness in column “BHP” in the list of variables (see p. 21ff.) are contained in the basic establishment file.

1.2.3 Sensitive variables and additional variables

Certain variables in the administrative data which make it possible to identify individuals or establishments are only disclosed in their original form if this is necessary for the analysis objective and is justified explicitly in the application for data access. It should be noted that the sensitive variables are usually already included in the data in an aggregated version. The sensitive variables (see Figure 1) are only disseminated in detail if the information in the aggregate state is insufficient to achieve the research objective. If the requested dataset is provided with sensitive variables the respective non-sensitive variables are deleted if the researcher can construct this variable by herself. For instance, the variable federal state is deleted when the requested dataset contains the variable district.

The variables which are particularly sensitive from the viewpoint of data protection legislation are:

Administrative Individual File:

- nationality (nation)
- month of birth (gebmon)
- place of residence: employment agency (wo_aa)
- place of residence: district (Kreis) (wo_kreis)
- occupational sub-group (beruf2010_4)

Basis Establishment File (single variables):

- place of work: district (Kreis) (ao_kreis)
- economic activity 93 – sub-class of economic activity (five-digit code) (w93_5)
- economic activity 03 - sub-class of economic activity (five-digit code) (w03_5)
- economic activity 08 - sub-class of economic activity (five-digit code) (w08_5)
- date of first appearance (grd_dat)
- date of last appearance (lzt_dat)

Details regarding the place of work (federal state), the economic activity (3-digit codes) and the occurrence of the establishment ID (year) are available in aggregated form in the core dataset without special application, however. In addition, the core dataset contains the establishment ID, the number of employees (total/full-time/part-time/marginal part-time) and the mean imputed gross daily wage of the full-time employees. Detailed information on the core dataset variables can be found in chapter 6.7.

Variable blocks from the BHP (annual discs):

- General employment structure (az_ges az_f az_reg az_gf az_azubi az_atz az_vz az_tz az_f_vz az_f_tz az_reg_vz)
- Structure of employees by educational and vocational qualifications (az_gq az_mq az_hq az_gq_vz az_mq_vz az_hq_vz)
- Employee age structure (az_15_19 az_15_19_vz az_20_24 az_20_24_vz az_25_29 az_25_29_vz az_30_34 az_30_34_vz az_35_39 az_35_39_vz az_40_44 az_40_44_vz az_45_49 az_45_49_vz az_50_54 az_50_54_vz az_55_59 az_55_59_vz az_60_64 az_60_64_vz az_ab65 az_ab65_vz alter_mw alter_mw_vz)
- Research and development activities (az_ingnat)
- Number of employees with non-standard job types (az_leih az_bfr)
- Structure of employees by nationality (az_d az_d_vz az_eu)
- Structure of employees by Blossfeld occupational group (az_bf_agr az_bf_emb az_bf_edu az_bf_evb az_bf_qmb az_bf_qdi az_bf_qvb az_bf_tec az_bf_semi az_bf_ing az_bf_prof az_bf_man)
- Structure of employees by level of requirement (az_niv1 az_niv2 az_niv3 az_niv4)
- Wage structure of full-time employees (az_zens te_med te_p25 te_p75 te_imp_mw te_imp_med te_imp_p25 te_imp_p75 te_imp_mw_f te_imp_med_f te_imp_med_m)

te_imp_mw_gq te_imp_med_gq te_imp_mw_mq te_imp_med_mq te_imp_mw_hq
te_imp_med_hq te_imp_med_uq te_imp_mw_d te_imp_med_d te_imp_med_a)

Extension files of the BHP:

- Extension file – Worker flows (ein_ges ein_f ein_reg ein_gf ein_azubi ein_vz ein_tz ein_vz_f ein_tz_f ein_reg_vz ein_wdr ein_wdr_f ein_bw ein_bw_f ein_bf_agr ein_bf_emb ein_bg_edi ein_bf_evb ein_bf_qmb az_bf_qdi ein_bf_qvb ein_bf_tec ein_bf_semi ein_bf_ing ein_bf_prof ein_bf_man ein_15_19 ein_20_24 ein_25_29 ein_30_34 ein_35_39 ein_40_44 ein_45_49 ein_50_54 ein_55_59 ein_60_64 ein_ab65 aus_ges aus_f aus_reg aus_gf aus_azubi aus_vz aus_tz aus_vz_f aus_tz_f aus_reg_vz aus_temp aus_bw aus_bw_f aus_bf_agr aus_bf_emb aus_bf_edi aus_bf_evb aus_bf_qmb aus_bf_qdi aus_bf_qvb aus_bf_tec aus_bf_semi aus_bf_ing aus_bf_prof aus_bf_man aus_15_19 aus_20_24 aus_25_29 aus_30_34 aus_35_39 aus_40_44 aus_45_49 aus_50_54 aus_55_59 aus_60_64 aus_ab65 aus_senio_1 aus_senio_2 aus_senio_3)
- Extension file – Entry and exit (eintritt besch inflow betnr_sc3adiab_vor besch_vor status_vor austritt besch outflow betnr_sc3adiab_nach besch_nach status_nach)

More information on the BHP can be found at <https://fdz.iab.de> and in the [FDZ data report 03/2022](#). The NEPS data are also available in different degrees of anonymity. The data available for NEPS-SC3-ADIAB is the download version with the highest degree of anonymity. This version contains several variables, each marked with the suffixes "_R" or "_O" in their names, which have been anonymised by aggregation or other measures. The full information on these variables is only available in the RemoteNEPS or the On-site version.

1.2.4 File names of the administrative data and the Linkage File

Individual File

NEPS-SC3-ADIAB_7521_v1.dta

Basis Establishment File

NEPS-SC3-ADIAB_7521_v1_bhp_basis_v1.dta

Linkage File

NEPS-SC3-ADIAB_7521_v1_key.dta

Extension Files BHP

Core datasets with blocks of variables

NEPS-SC3-ADIAB_7521_v1_bhp_v1_YYYY.dta, YYYY = 2012 - 2020

Worker flows

NEPS-SC3-ADIAB_7521_v1_bhp_inflow_v1.dta

NEPS-SC3-ADIAB_7521_v1_bhp_outflow_v1.dta

Establishment dynamics

NEPS-SC3-ADIAB_7521_v1_bhp_entry_v1.dta

NEPS-SC3-ADIAB_7521_v1_bhp_exit_v1.dta

1.2.5 File names of the NEPS Starting Cohort 3

The file names of the data sets are composed as follows: SC3_datasetname_D_12-1-0.dta.

The merging matrix on the NEPS website indicates which variables in the respective datasets act as unique identifiers for merging information. Further information on the individual datasets can be found in the Data Manual of SC3, which is also available on the website.

Table 1 Data structure NEPS-SC3 (version 12-1-0)

Type of data	Data set name	Content and special features
Profile data	CohortProfile	Information on participation, interview date, availability of survey and competence data; initial file for merging information (identifiers); longitudinal data in long format
Methods data of the survey	TargetMethods	Information on the field characteristics and data collection of the target person (response rate, contact, duration, interviewer, incentives); longitudinal data in long format
	ParentMethods	Information on the field characteristics and data collection of the parents (response rate, contact, duration, interviewer, incentives); longitudinal data in long format
Weighting data	Weights	Information on sample characteristics and stratification including weighting variables; longitudinal data in long format
Survey data	pTarget	Information from the interviews with the target person (students, PAPI); longitudinal data in long format
	pParent	Information from the interviews with the parents; longitudinal data in long format
	pTargetCORONA	Information from the CAWI survey in May 2020 about the effects of the corona pandemic; covers different topics such as learning situation, employment, health, childcare and expectations for the future
Context data	pCourseClass	Information from the (class) teacher survey on the class context; longitudinal data in long format
	pCourseGerman	Information from the survey of subject teachers (German); longitudinal data in long format
	pCourseMath	Information from the survey of subject teachers (Maths); longitudinal data in long format
	pEducator	Information from the (class) teacher survey on teachers; longitudinal data in long format

Type of data	Data set name	Content and special features
Competence data	xTarget Competencies	Information on the competence tests carried out in waves 1-3 and 5-9; longitudinal data in wide format
	xPlausibleValues	Plausible Values for the competence data in xTargetCompetencies; longitudinal data in wide-format
Life-course spell data	Biography	Integrated and smoothed life-course data from different areas of life; summary of all complete, harmonised and right-censored episode spells
Education data	Education	Information on the transitions in the target person's (educational) career (e.g. CASMIN, ISCED-97); dataset generated from the spell records for education and training
School education spell data	spSchool	Information on the general education history, from school enrolment to the (anticipated) time of completion
	spParentSchool	Information on the general education history of the parents, from school enrolment to the (anticipated) time of completion
Vocational preparation spell data	spVocPrep	Information on episodes of vocational preparation after general education
Further vocational training spell data	spVocTrain	Information on all further training that the target person has ever completed (vocational training, studies)
Employment spell data	spEmp	Information on regular work episodes including internships; beginning of a new episode in the event of a change of employer, employment or career break
Unemployment spell data	spUnemp	Information on episodes of unemployment irrespective of registration as unemployed
Military or civilian service spell data	spMilitary	Information on episodes of military and civilian service as well as periods used for voluntary work in the social or environmental sectors
Children spell data	spChild	Information about the target person's biological, foster and adoptive children as well as all children who live or have lived with the target person
Parental leave spell data	spParLeave	Information on each child from spChild (excluding deceased children) and information on whether or not the target person has taken parental leave
Child cohabitation spell data	spChildCohab	Information on the target person's history of cohabitation with children
Sibling spell data	spSibling	Information on the care and education of the siblings from the parent survey

Type of data	Data set name	Content and special features
Gap spell data	spGap	Information on gaps in the recording of the individual life course; identified by test module
	spParentGap	Information on gaps in the recording of the parental life course; identified by test module
Occupational course spell data	spCourses	Information on courses and training courses attended during the last 12 months during an employment, unemployment, parental leave, military/civilian service or gap episode
Further courses spell data	spFurtherEdu1	Information on courses completed in addition to the courses reported in spCourses and spVocTrain; both professional and private courses (e.g. yoga, cookery classes)
Foreign school qualification spell data	spSchoolExt Exam	Information about school leaving certificates acquired abroad
Foreign vocational qualification spell data	spVocExtExam	Information on certificates of completion (of training) obtained abroad
Edition data	EditionBackups	Information about editions made in the data sets

1.3 Profile

Table 2 Profile of NEPS-SC3-ADIAB

Category	Description
Topics/ groups of variables	<p><u>Survey data</u> Longitudinal data on sociodemography; education and employment biography; competence development, education processes and educational trajectories</p> <p><u>Administrative personal data</u></p> <p>Employee History (Beschäftigtenhistorik - BeH): Annual notifications and end-of-employment notifications submitted to the social security agencies for employees covered by social security and employees in marginal part-time employment.</p> <p>Benefit Recipient History (Leistungsempfängerhistorik - LeH): Information on benefit receipt in accordance with Social Code Book III (SGB III) for recipients of unemployment benefit, unemployment assistance and maintenance allowance.</p> <p>Unemployment Benefit II Recipient History (Leistungshistorik Grundsicherung - LHG): Data on individuals in receipt of basic social security benefits in accordance with Social Code Book II (SGB II) (Types of institution: cooperation of employment agencies and municipalities/joint facilities, separated responsibilities/municipalities exercising their duties separately, authorised municipalities)</p> <p>Jobseeker History (Arbeitssuchendenhistorik - ASU):</p>

Category	Description
	<p>Information on job search activities that are recorded in BA procedures</p> <p>Jobseeker History from XSozial-BA-SGB II (Arbeitsuchendenhistorik aus XSozial-BA-SGB II - XASU):</p> <p>Information on job search activity reported to the BA by authorised municipalities via the transmission standard XSozial-BA-SGB II</p> <p>Participants-in-Measures History Files (Maßnahmeteilnahmehistorik - MTH):</p> <p>Information on participation in employment and training measures (not including measures of authorised municipalities)</p> <p>Participants-in-Measures History File from XSozial-BA-SGB II (Maßnahmeteilnahmehistorik aus XSozial-BA-SGB II - XMTH):</p> <p>Information on participation in employment and training measures reported to the BA by authorised municipalities via the transmission standard XSozial-BA-SGB II</p> <p><u>Administrative establishment data</u></p> <p>Core dataset:</p> <p>Establishment variables (e.g. artificial establishment ID, economic sector, federal state), employment structure of the employees (e.g. number of employees by sex and type of employment), age structure of the employees, structure of the employees by education and vocational training, structure of the employees by classification of occupation (Blossfeld classification), average wage of full-time employees</p> <p>Extension Module – employee flows:</p> <p>Total number of entries, structure of entries by sex, type of occupation, classification of occupation (Blossfeld classification), re-employment, age; total number of exits, structure of exits by sex, type of occupation, classification of occupation (Blossfeld classification), seniority, age</p> <p>Extension Module – establishment dynamics:</p> <p>Founding year, type of foundation, auxiliary variables to classify the foundation, year of closure, type of closure, auxiliary variables to classify the closure</p>
Data units	<p><u>Survey data</u></p> <p>People who attended the 5th grade of a general school in Germany in autumn 2010. Oversampling of special needs schools</p> <p><u>Administrative personal data</u></p> <p>Employees covered by social security (including marginal part-time employees from 1999 onwards), benefit recipients, jobseekers, participants in measures, establishments</p>
Number of cases	<p><u>Survey data</u></p> <p>Wave 1: 5,778 participants</p> <p>Wave 2: 5,538 participants</p> <p>Wave 3: 7,277 participants</p> <p>Wave 4: 6,718 participants</p> <p>Wave 5: 5,778 participants</p> <p>Wave 6: 5,586 participants</p> <p>Wave 7: 5,492 participants</p> <p>Wave 8: 5,263 participants</p> <p>Wave 9: 4,988 participants</p>

Category	Description
	<p>Wave 10: 3,846 participants</p> <p>Wave 11: 3,292 participants</p> <p>Wave 12: 2,924 participants</p> <p>Additional survey on Corona: 1,031 participants</p> <p><u>Administrative data</u></p> <p>3,526 individuals</p> <p>24,463 original observations</p> <p>34,895 non-overlapping observations (after episode splitting)</p>
Period covered	<p><u>Survey data</u></p> <p>Wave 1: Autumn/Winter 2010, Spring 2011</p> <p>Wave 2: Autumn/Winter 2011, Spring 2012</p> <p>Wave 3: Autumn/Winter 2012, Spring 2013</p> <p>Wave 4: Autumn/Winter 2013, Spring 2014</p> <p>Wave 5: Autumn/Winter 2015</p> <p>Wave 6: Spring 2015</p> <p>Wave 7: Autumn 2015, Spring 2016</p> <p>Wave 8: Autumn/Winter 2017</p> <p>Wave 9: Autumn/Winter 2018</p> <p>Wave 10: Autumn/Winter 2019</p> <p>Wave 11: Autumn/Winter 2020</p> <p>Wave 12: Autumn/Winter 2021</p> <p>Additional survey on Corona: 2020</p> <p><u>Administrative data</u></p> <p>The period covered depends on the data source.</p> <p>BeH: 01.01.1975 - 31.12.2020 (2017: 36-months-file 2018 and 2019: 18-months-file, 2020: 6-months-file)</p> <p>LeH: 01.01.1975 - 31.12.2020</p> <p>ASU: 01.01.1997 - 31.12.2020</p> <p>LHG: 01.01.2005 - 31.12.2020</p> <p>XASU: 01.01.2005 - 31.12.2020</p> <p>MTH: 01.01.2000 - 31.12.2020</p> <p>XMTH: 01.01.2005 - 31.12.2020</p>
Time reference	<p><u>Survey data</u></p> <p>Time of survey; spell and event data retrospectively for the first survey, subsequently since the last survey</p> <p><u>Administrative personal data</u></p> <p>Exact to the day</p> <p><u>Administrative establishment data</u></p> <p>Reporting date 30 June</p>

Category	Description
Regional structure	<u>Administrative data</u> German federal states (Bundesländer), districts (Kreise)
Date of territorial allocation	<u>Administrative data</u> Territorial allocation updated as of 31.12.2020
Survey design	<u>Survey data</u> <p>Wave 1: Survey of students, teachers and school principals (PAPI), competence testing of students (PAPI; reading/reading speed/mathematics/orthography/cognitive basic skills/metacognition) and parent interview (CATI)</p> <p>Wave 2: Survey of students, teachers and school principals (PAPI) and competence testing of students (PAPI; scientific competence/ICT-Literacy/metacognition/hearing comprehension) and parent interview (CATI)</p> <p>Wave 3: Survey of students, teachers and school principals (PAPI), competence testing of students (PAPI; mathematics/orthography/reading/Russian respective Turkish (listening comprehension)/metacognition) and parent interview (CATI), in school context and as individual follow-ups</p> <p>Wave 4: Survey of students, teachers and school principals (PAPI), and parent interview (CATI), in school context and as individual follow-ups</p> <p>Wave 5: Survey of students, teachers and school principals (PAPI), competence testing of students (PAPI; reading speed/mathematics/scientific competence/ICT-Literacy/orthography/metacognition), in school context and as individual follow-ups</p> <p>Wave 6: Survey of students, incl. individual follow-ups (PAPI) competence testing of students (PAPI; cognitive basic skills/reading/listening comprehension incl. Russian respective Turkish /metacognition) and parent interview (CATI)</p> <p>Wave 7: Survey of students (PAPI or CATI), teacher and principals (PAPI), competence testing of students (PAPI; English reading competence/metacognition), additional online survey for students only (CAWI)</p> <p>Wave 8: Survey of students and school principals (PAPI), competence testing of students (PAPI; scientific competence/metacognition) interview with individually followed-up students and school leavers (CATI, CAPI) with additional online interviews (CAWI)</p> <p>Wave 9: Survey of students and school principals (PAPI), competence testing of students (PAPI; reading/mathematics/ICT-Literacy/English reading competence/scientific thinking/metacognition), interview with individually followed-up students and school leavers (CATI, CAPI) with additional online interviews (CAWI)</p>

Category	Description
	<p>Wave 10: Telephone interview (CATI); alternatively face-to-face interview (CAPI) and additional online interview (CAWI) of students, trainees in the last year of vocational training and students at general and vocational schools</p> <p>Wave 11: Telephone interview (CATI); alternatively face-to-face interview (CAPI) as well as additional online survey (CAWI)</p> <p>Wave 12: Telephone interview (CATI) and additional online survey (CAWI)</p> <p>Additional survey: Survey on the impact of the corona pandemic (CAWI)</p> <p><u>Administrative data</u></p> <p>Identification of the respondents in the Integrated Employment Biographies of the IAB</p>
Institutions involved	<p><u>Survey data</u></p> <p>Contracting body: Leibniz-Institute for Educational Trajectories (LIfBi) at the Otto-Friedrich University of Bamberg</p> <p>Implementation of the survey: infas Institute for Applied Social Sciences</p> <p><u>Administrative data</u></p> <p>Social security agencies, Federal Employment Agency (Bundesagentur für Arbeit), municipal institutions</p>
Frequency of data collection	<p><u>Survey data</u></p> <p>Approx. annual</p> <p><u>Administrative data</u></p> <p>Continuous</p>
File format and size	<p><u>Survey data</u></p> <p>Stata; 33 single data files between 80 KB and 342.86 MB</p> <p><u>Administrative data</u></p> <p>Stata; Personal data set: 2.9 MB; Establishment data set: 1.4 MB</p>
File organisation	<p><u>Survey data</u></p> <p>The data is stored in several files containing personal data stored as cross-sectional or longitudinal data (wave- or episode-specific).</p> <p><u>Administrative data</u></p> <p>The data are stored in two files. One contains individual-level information and the other establishment-related information. Further files with additional information on establishments can be provided following a justified application.</p> <p><u>Linkage data</u></p> <p>Furthermore, there is a file containing the identifier variable as well as information on the matching success.</p>
Data access	On-site usage at the RDC of the BA at the IAB and subsequent remote data access
Degree of anonymisation	<p><u>Survey data</u></p> <p>Factually anonymised</p> <p><u>Administrative data</u></p> <p>Weakly anonymised</p>
Sensitive variables	<u>Administrative data</u>

Category	Description
	Month of birth (gebmon), Nationality (nation), occupational sub-group (beruf2010_4), place of residence: employment agency (wo_aa), place of residence: district (Kreis) (wo_kreis) place of work: district (Kreis) (ao_kreis), economic activity - sub-class of economic activity (five-digit code) (w93_5), economic activity - sub-class of economic activity (five-digit code) (w03_5), economic activity - sub-class of economic activity (five-digit code) (w08_5), first appearance of establishment (grd_dat), last appearance of establishment (lzt_dat)
Citation of the data and data documentation	<p><u>Data</u></p> <p>NEPS-Network (LIfBi); Bachbauer, Nadine; Wolf, Clara; Graf, Tobias; Grießemer, Stephan; Köhler, Markus; Oertel, Martina; Schneider, Andreas (2022): “NEPS-SC3 survey data linked to administrative data of the IAB (NEPS-SC3-ADIAB) – Version 7521 v1” Research Data Centre of the Federal Employment Agency (BA) at the Institute for Employment Research (IAB). DOI: 10.5164/IAB.NEPS-SC3-ADIAB7521.de.en.v1.</p> <p>The data access was provided via on-site use at the Research Data Centre (FDZ) of the German Federal Employment Agency (BA) at the Institute for Employment Research (IAB) and subsequently remote data access.</p> <p><u>Data documentation</u></p> <p>Bachbauer, Nadine; Wolf, Clara (2022): NEPS-SC3 survey data linked to administrative data of the IAB (NEPS-SC3-ADIAB 7521). FDZ-Datenreport, 14/2022 (en), Nürnberg. DOI: 10.5164/IAB.FDZD.2214.en.v1</p>
Dataset version	<p>NEPS-SC3 survey data linked to administrative data of the IAB (NEPS-SC3-ADIAB 7521);</p> <p>DOI: 10.5164/IAB.NEPS-SC3-ADIAB7521.de.en.v1</p>

1.4 List of variables of the administrative data

The overview of variables in Table 4 lists the variable names and the longer descriptions of variables of the administrative data. Regarding the establishment data, only the variables of the Basis Establishment File are listed, as in Chapter 6. The other establishment variables as well as the extension modules are described in detail in Ganzer et al. (2022).

It also provides an overview of whether and how well variables are filled in the individual data sources. The variables which are classified with high (h) or varying degrees (m) of completeness in column “BHP” are contained in the Basis Establishment File. Table 3 illustrates the meaning of the shading respective the letter, which indicates the degree of completeness per variable and source in Table 4.

Table 3 Degrees of completeness of variables

h	Variable is available for the data source. Degree of completeness > 0.85
m	Variable is available for the data source. Lower or varying degree of completeness, see description of variable and frequency count
l	Variable is not available for this data source. Degree of completeness < 0.05

Example: the variable “Daily wage/daily benefit” is only available for BeH and LeH observations; the observations of the other data sources contain the missing value “.n” for this variable. Another characteristic is that some variables have different contents depending on the data source. For instance, for BeH observations the “Employment status” variable contains the person group of the employment notification procedure, for LeH observations it contains the type of benefit, for LHG observations it contains the SGB II status, for ASU and XASU observations the job search status and for MTH and XMTH observations it is the measure category. These differences are not immediately obvious from the variable name for every variable.

Table 4 List of variables of the administrative data with degree of completeness

List of variables	Page	BeH	LeH	LHG	ASU	XASU	MTH	XMTH	BHP
Identifiers	45								
Individual ID (ID_t)	45	h	h	h	h	h	h	h	l
Establishment ID (betnr_sc3adiab)	46	h	l	l	l	l	l	l	h
Generated technical variables	47								
Counter per person (spell)	47	h	h	h	h	h	h	h	l
Source of spell (quelle)	47	h	h	h	h	h	h	h	l
Year (jahr)	47	l	l	l	l	l	l	l	h
Period of validity	48								
Original start date (begorig)	48	h	h	h	h	h	h	h	l
Original end date (endorig)	48	h	h	h	h	h	h	h	l
Episode start date (begepi)	49	h	h	h	h	h	h	h	l
Episode end date (endepe)	49	h	h	h	h	h	h	h	l
Personal information	49								
Gender (frau)	49	h	h	h	h	h	h	h	l
Year of birth (gebjahr)	50	h	h	h	h	h	h	h	l
Month of birth (gebmon)	50	h	h	h	h	h	h	h	l
Nationality (nation)	50	h	h	h	h	h	h	h	l
Nationality, grouped (nation_gr)	51	h	h	h	h	h	h	h	l
Marital status (famst)	51	l	h	h	h	h	m	h	l
Number of children (kind)	51	l	h	h	m	m	m	m	l
Vocational training (ausbildung)	52	m	l	l	h	m	h	m	l
Vocational training (imputed) (ausbildung_imp)	55	h	l	l	l	l	l	l	l

List of variables	Page	BeH	LeH	LHG	ASU	XASU	MTH	XMTH	BHP
School leaving qualification (schule)	55	m	l	l	h	m	h	m	l
Information on employment, benefit receipt and job search	56								
Daily wage/daily benefit (tengtelt)	56	h	h	l	l	l	l	l	l
Occupation - current/most recent (KldB 1988) (beruf)	58	h	l	l	m	l	m	l	l
Occupational group - current/most recent (KldB 2010), 3-digit (beruf2010_3)	58	h	m	l	m	m	m	l	l
Occupational sub-group - current/most recent (KldB 2010), 4-digit (beruf2010_4)	59	h	m	l	m	m	m	l	l
Level of requirement - current/most recent job (KldB 2010) (niveau)	60	h	m	l	m	m	m	l	l
Part-time (teilzeit)	61	h	l	l	l	l	l	l	l
Occupational status and working hours (stib)	61	h	l	l	l	l	l	l	l
Employment status (erwstat)	62	h	h	h	h	h	h	h	l
Transition zone (gleitz)	64	h	l	l	l	l	l	l	l
Temporary agency work (leih)	65	h	l	l	l	l	l	l	l
Fixed-term contract (befrist)	65	h	l	l	l	l	l	l	l
Reason of cancellation/notification/termination (grund)	65	h	h	m	h	m	l	l	l
Employment status prior to job search (estatvor)	67	l	l	l	h	m	l	l	l
Employment status after job search (estatnach)	67	l	l	l	m	l	l	l	l
Integration forecast (ipo)	68	l	l	l	m	l	m	l	l
Reason for end of previous employment (art_kuend)	68	l	l	l	m	l	m	l	l
Working hours of job application (arbeitszeit)	69	l	l	l	m	l	m	l	l
Residual claim/planned duration (restanspruch)	69	l	h	l	l	l	h	l	l
Type of provider (traeger)	70	l	l	h	h	h	h	h	l

List of variables	Page	BeH	LeH	LHG	ASU	XASU	MTH	XMTH	BHP
Start date of unemployment (alo_beg)	70	m	m	m	m	m	m	m	l
Duration of unemployment (alo_dau)	70	h	h	h	h	h	h	h	l
Location data	71								
Place of residence - district (Kreis) (wo_kreis)	71	h	h	h	h	h	h	h	l
Place of residence - federal state (Bundesland) (wo_bula)	72	h	h	h	h	h	h	h	l
Place of residence - employment agency (Arbeitsagentur) (wo_aa)	72	h	h	h	h	h	h	h	l
Place of residence - regional directorate (Regionaldirektion) (wo_rd)	73	h	h	h	h	h	h	h	l
Establishment variables	73								
Classification of economic activities 73 (w73_3)	73	l	l	l	l	l	l	l	h
Classification of economic activities 93, sub-classes (w93_5)	74	l	l	l	l	l	l	l	h
Classification of economic activities 93, groups (w93_3)	74	l	l	l	l	l	l	l	h
Classification of economic activities 03, sub-classes (w03_5)	75	l	l	l	l	l	l	l	h
Classification of economic activities 03, groups (w03_3)	75	l	l	l	l	l	l	l	h
Classification of economic activities 08, sub-classes (w08_5)	76	l	l	l	l	l	l	l	h
Classification of economic activities 08, groups (w08_3)	76	l	l	l	l	l	l	l	h
w73_3 completed by extrapolation/imputation (w73_3_gen)	77	l	l	l	l	l	l	l	h
Type of imputation w73_3 (group_w73_3)	77	l	l	l	l	l	l	l	h
w93_3 completed by extrapolation/imputation (w93_3_gen)	77	l	l	l	l	l	l	l	h
Type of imputation w93_3 (group_w93_3)	78	l	l	l	l	l	l	l	h
w08_3 completed by extrapolation/imputation (w08_3_gen)	78	l	l	l	l	l	l	l	h
Type of imputation w08_3 (group_w08_3)	79	l	l	l	l	l	l	l	h
Year of first appearance (grd_jahr)	79	l	l	l	l	l	l	l	h
Date of first appearance (grd_dat)	79	l	l	l	l	l	l	l	h
Year of last appearance (lzt_jahr)	80	l	l	l	l	l	l	l	h
Date of last appearance (lzt_dat)	80	l	l	l	l	l	l	l	h
Total number of employees (az_ges)	81	l	l	l	l	l	l	l	h

List of variables	Page	BeH	LeH	LHG	ASU	XASU	MTH	XMTH	BHP
Number of full-time employees (regular workers + others) (az_vz)	81	l	l	l	l	l	l	l	h
Number of employees in marginal part-time employment (az_gf)	81	l	l	l	l	l	l	l	h
Mean imputed wage all full-time employees (te_imp_mw)	81	m	l	l	l	l	l	l	m
Place of work - district (Kreis) (ao_kreis)	82	l	l	l	l	l	l	l	h
Place of work - federal state (Bundesland) (ao_bula)	83	l	l	l	l	l	l	l	h

1.5 Volume structure

Table 5 shows the number of episodes by source and before and after episode splitting, which is discussed in more detail in Section 3.2.

Table 5 Volume structure

No. of cases	before splitting	after splitting
BeH	18,315	22,759
LeH	409	669
LHG	2,188	4,024
ASU	2,434	5,063
XASU	475	961
MTH	597	1,338
XMTH	45	81
Total number of records	24,463	34,895
Individuals		3,526

2 Data sources

2.1 NEPS-SC3 survey data (NEPS-SC3)

The NEPS-SC3 sub-study "Paths Through Lower Secondary School: Educational Pathways of Students in Grade 5 and Higher" provides a data basis which allows research on educational pathways through lower secondary education, transition to upper secondary education, educational processes and the entry into working life as well as competence development. The aim of this sub-study is to examine the various paths taken by young people in the general education school system after completing grade 5. In addition to the transition to secondary level II, vocational training or a course of study, the NEPS study also focuses on the entry into the labour market. The existing gaps in knowledge about the determinants of competence acquisition and the development of various competences depending on the type of school can also be closed with

this partial study. To this end, competence measurements will be carried out in the areas of "language", "mathematics", "natural sciences", "ICT" and "cognitive problem-solving skills".

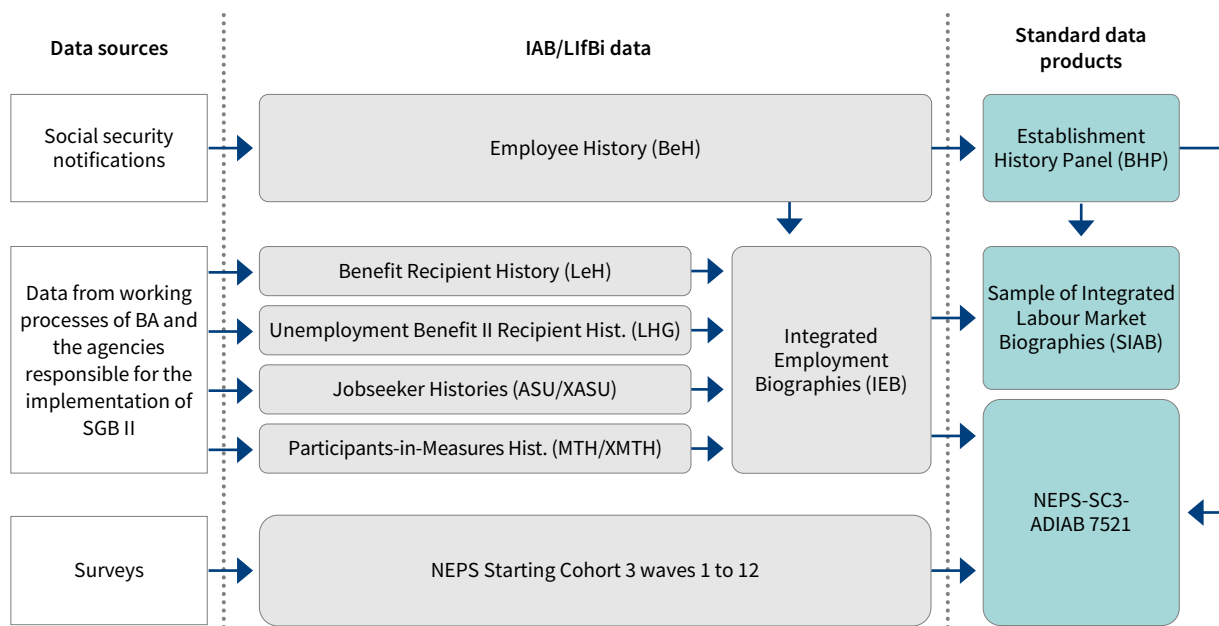
In terms of content, the data collected should make it possible,

- to trace the educational pathways of students through lower secondary education and higher secondary education and beyond their entry into working life;
- to identify the determinants of the acquisition of competences and their different development, considering the type of school;
- to describe the frequency and influencing factors of choice of school form, school form changes and grade repetition;
- to evaluate the conditions, and prerequisites of different educational processes and to determine the resulting consequences for educational trajectories and educational success
- to generate empirical results about the integration of students into social networks
- and to shed light on the mechanisms and variables influencing the transition of young adults into the labour market.

2.2 Administrative Data of the Integrated Employment Biographies (IEB)

The administrative individual data were drawn from the Integrated Employment Biographies (IEB) of the IAB and were edited in terms of the selection and characteristics of variables along the same lines as the Sample of Integrated Labour Market Biographies (SIAB, see Frodermann et al., 2021). They unite data from different data sources, each of which may contain information from different administrative procedures. In addition, some supplementary variables from these data sources, which are not part of the IEB, are incorporated into the administrative individual data. Figure 2 illustrates the data flows that lead to the NEPS-SC3-ADIAB and their relationship to other RDC data products.

Figure 2 Data sources of the NEPS-SC3-ADIAB 7521



2.3 Employee History (BeH)

The source of data regarding employment is the Employee History (Beschäftigtenhistorik - BeH) of the IAB. The data basis is the integrated notification procedure for health, pension and unemployment insurance, which came into effect as of 1 January 1973 (and was extended to cover East Germany as of 1 January 1991) and is known by the abbreviation DEÜV (previously DEVO / DÜVO) (for further details see: Bender et al., 1996, p. 4 et seq.; Wermter /Cramer, 1988). Under this procedure, employers are required to submit notifications to the responsible social security agencies concerning all of their employees covered by social security at least once a year. The BeH covers all white- and blue-collar workers as well as apprentices as long as they are not exempt from social security contributions. This means that civil servants, self-employed persons and regular students (see Cramer, 1985) are not recorded in the BeH in principle. Students can however appear in the BeH if they are marginally employed parallel to their studies, for example. Since the notification procedure was changed on 1 January 1999, employees in marginal part-time employment and unpaid family workers have also been recorded (not contained in the data until 1 April 1999). The data are recorded by the health insurance companies, collected and edited by the Federal Employment Agency (BA) and subsequently integrated into the History File by the IAB. The employment episodes in the administrative individual data are supplemented by establishment data (Basis Establishment File and BHP Extension Files). They are taken from the Establishment History Panel (Betriebs-Historik-Panel - BHP), which is also based on the BeH.

The Basic Establishment File and BHP Extension Files, which are provided with the NEPS-SC3-ADIAB data, comprise only information on establishments from which at least one employee is included in the administrative personal data of NEPS-SC3-ADIAB. Furthermore, the establishment data are limited to the years in which the employees appear in the administrative personal data.

When linking individual data with establishment data, one has to consider that the variables in both the Basis Establishment File and the BHP Extension Files are aggregated on 30 June of a year. Unlike the data on individuals, the establishment variables are therefore not spell data but are only valid on 30 June precisely each year. An extreme example: an employment notification exists from 1 January 2006 to 30 May 2006; the establishment goes bankrupt in June 2006. In this case, there would be no information about this establishment in the BHP for 2006.

The Basis Establishment File is linked with the Individual File via the programme-specific commands of the software packages used for preparing and analysing the data. In Stata, for instance, the two files can be linked using the “merge” command in connection with the relevant paths (see Box 1). Not all the BHP variables are included as standard in NEPS-SC3-ADIAB. Upon request, individual additional BHP variables may be merged by the RDC. Further information regarding the BHP can be found in Ganzer et al. (2022) and under <https://fdz.iab.de/>.

Box 1 Example code for merging individual and establishment data in Stata 17

```
use NEPS-SC3-ADIAB_7521_v1.dta, clear
gen int jahr = year(begepi)
sort betnr_sc3adiab jahr
merge      m:1      betnr_sc3adiab      jahr      using      NEPS-SC3-
ADIAB_7521_v1_bhp_basis_v1.dta
```

2.4 Benefit Recipient History (LeH)

The Benefit Recipient History (Leistungsempfänger-Historik - LeH) of the IAB covers periods during which individuals receive earnings replacement benefits from the Federal Employment Agency (sphere of Social Code Book III). The benefits comprise unemployment benefit, unemployment assistance, maintenance allowance, and contributions paid by the BA to private health or care insurance while benefits are being drawn. Benefits in the context of Social Code Book II (e.g., unemployment benefit II) are not included in the data. Since entitlement to benefits depends on meeting certain legal requirements, periods of unemployment in which the requirements are not met (e.g., no eligibility for unemployment assistance, or non-completion of the qualifying period for unemployment benefit) are not reported in the Benefit Recipient History. The earliest available data in the LeH are from 1 January 1975.

2.5 Unemployment Benefit II Recipient History (LHG)

The Unemployment Benefit II Recipient History (Leistungshistorik Grundsicherung - LHG) contains information about individuals who are eligible for benefits and capable of work, about the members of their benefit unit (Bedarfsgemeinschaft) in accordance with § 7 SGB II and about certain individuals associated with the benefit unit. In the SIAB, however, it is not possible to link individuals with benefit receipt in accordance with Social Code Book II (SGB II) within benefit units. The receipt of benefits in accordance with SGB II covers both basic social security benefits (e.g., Unemployment Benefit II) and supplements to unemployment benefit or additional benefits. The LHG does not contain any information about the benefit rates, however. As the amount of benefit

received is not determined at the level of the individual but at the level of the benefit unit in the case of Unemployment Benefit II, it is difficult to assign an individual benefit rate. Therefore, the SIAB also does not contain information about SGB-II-benefit rates.

Unlike the benefits in the sphere of Social Code Book III, the Federal Employment Agency (BA) is not the sole institution responsible for administering the benefits. The data therefore distinguish between the three possible types of institution responsible for implementing SGB II:

- Cooperation of employment agencies and municipalities (Arbeitsgemeinschaften – ARGE) until the end of 2010 / joint facilities (gemeinsame Einrichtungen) since 2011), in which the BA and the municipality deal with tasks jointly,
- authorised municipalities, which are also called opting local authorities or opting municipalities according to the initial experimental clause of Section 6a - here the local authority is responsible for all tasks in the sphere of SGB II.
- separated responsibilities (getrennte Trägerschaft - gt) / municipalities exercising their duties separately (until 2011) – here the tasks are divided between the BA and the municipality. The municipality pays the costs for housing and heating (Section 22 SGB II) and additional one-off benefit payments to cover extra costs (Section 23 (3) SGB II) and the additional benefits to support integration in accordance with Section 16 (2) Clause 2 No. 1 - 4 SGB II. The BA, on the other hand, covers the costs for regular benefits, social security contributions and integration benefits (SGB III and SGB II) and specific benefits excluding the additional benefits to support integration cited above.

The data of the “Unemployment Benefit II Recipient History drawn from A2LL” (LHG) come from different reporting procedures. As a rule, the IT procedure A2LL was used in all ARGE cooperation projects until 2010, and in joint facilities from 2011 onwards. In 2014, A2LL was gradually replaced by ALLEGRO as the new IT procedure for Unemployment Benefit II in the sphere of SGB II in joint facilities. Authorised municipalities use various IT procedures of their own and transmit their data to the BA by means of the XSozial-BA-SGB II standard once a month. Both of the procedures are used by municipalities with separated responsibilities. The different data standards affect the scope and quality of the data supplied.

The earliest available data in the LHG are from 1 January 2005. However, the data source is incomplete until the beginning of 2007 (see Section 5.5).

2.6 Jobseeker Histories (ASU/XASU)

Data about jobseekers are stored in the Jobseeker Histories (Arbeitsuchendenhistoriken – ASU/XASU). The ASU data source contains information on jobseekers who are registered with employment agencies, and from 2005 onwards also includes ARGE cooperation projects and separated responsibilities for the implementation of SGB II. The XASU data source, on the other hand, contains the data of jobseekers in receipt of Unemployment Benefit II (ALG-II) from authorised municipalities from 2005 onwards. These data are reported in accordance with the X-Sozial-BA-SGB II standard. The earliest available data in the ASU are from 1 January 1997 and in the XASU from 1 January 2005, respectively.

2.7 Participants-In-Measures History Files (MTH/XMTH)

The Participants-In-Measures History Files (Maßnahmeteilnahmehistoriken - MTH) contain information that can be assigned to different legal spheres. First, they contain active labour market policy measures in accordance with Social Code Book III and participation in such measures. Second, the MTH contain measures in the legal sphere of Social Code Book II if these are recorded in BA administrative procedures. Measures implemented by authorised municipalities or opting local authorities are recorded in the XMTH from 2005 onwards. The earliest available data in the MTH are from 1 January 2000, those in the XMTH are from 1 January 2005.

3 Data preparation and sampling procedure

3.1 Corrections and validation procedures

3.1.1 NEPS-SC3 survey data

Detailed information on sampling, data collection, the instruments used, and the structure and processing of NEPS-SC3 survey data can be found on the NEPS website (see <https://www.neps-data.de/Mainpage>). In addition to a series of reports and tools for handling the data, the so-called "semantic data structure file" is also available, which provides a first insight into the datasets of the SC3 including variable names, variables and value labels (but no observations).

3.1.2 Administrative data from the Integrated Employment Biographies (IEB)

Before the data from the sources specified in Chapter 2 are merged to form the IEB, they undergo source-specific correction procedures (see the following sections). The IEB as a whole undergo the following corrections:

- Observations in which the age is under 13 or over 75 are deleted.
- Observations whose end date precedes the start date are deleted.
- Inconsistent information on gender or date of birth within an account is corrected.
- Records with no information on the date of birth or on gender after the correction procedure are deleted.

No further corrections (such as the addition of presumably missing notifications, strike corrections) are performed.

3.1.3 Employee History (BeH)

- To capture a person group that is as constant as possible over time, some person groups for which data are not available throughout the entire observation period are excluded. From the reporting year 2011 onwards, the BeH data originate from newly designed source data. As a result, a number of person groups have been introduced or reactivated as they are classified by the BA statistics as being subject to social security contributions. The person groups 101 -

107, 111 - 114, 118, 119, 120, 140, 141, 142, 143, 149, 201 and 203 - 205 are therefore contained from that time onwards as well as the two groups 109 and 209, which indicate people in marginal part-time employment. Groups that are not included are, for example, people in short-term employment, i.e. person groups 110, 202 and 210.

- Person groups 123, 124 and 127 have been newly introduced in 2011.
- For data protection reasons, the person groups 107, 111, 113, 114, 127 and 204 are combined to form the person group “other workers” (599).
- From the reporting year 2012 onwards, apprentices were included as the new person groups 121 and 122.
- Observations with no details on earnings, and the value 101 for the person group variable, and the value 50 for the reason for notification (annual notification) are not incorporated into the IEB.
- Gender and date of birth are taken from the Data Warehouse (DWH) of the BA. This information is harmonised across data sources.
- The territorial allocations for place of work and place of residence are updated to the status as of 31 December 2020.

3.1.4 Benefit Recipient History (LeH)

- Observations without a valid start date are excluded.
- If the end date for the receipt of unemployment assistance precedes the start date by one day and the spell was not deleted, then the end date is increased by one year.
- Between 2004 and 2006 the notification procedure from which the data originate was changed. Overlaps occurring between the old and the new procedures were corrected.
- Observations with no end date or an invalid end date are excluded, since in these cases it cannot be assumed that a benefit payment was made at all.
- The territorial allocations are corrected in the same way as in the BeH.

3.1.5 Unemployment Benefit II Recipient History (LHG)

- Observations without a BA client number are deleted.
- Cancelled data records are not used.
- It only contains observations of people who are capable of work and people under the age of 65.
- In each case, non-overlapping periods of benefit entitlement of a person in a certain benefit unit (BG) are created. New observations are begun for the following administrative reasons:
 - on certain birthdays of members of the BG that are stipulated by law and relevant for structural changes in the benefit unit (14, 15, 18 and 25) and the individual retirement age of members of the BG,
 - when the structure of the benefit unit changes (e.g. due to entries/exits),
 - when there are changes in a variable of the BG client and
 - at the beginning and the end of a case of benefit sanctions for observations from 1 April 2006 onwards. It must be considered, however, that it is not possible to identify the

duration or type of sanction or the time when it was imposed or when it began on the basis of the data. The reason for this is that there is no corresponding variable or value that indicates the start, type or duration of the sanction.

- For the reason mentioned above, all individual-related variables that are available for the LHG source are valid for the entire duration of the observation.
- Double notifications due to the territorial reforms in 2009/2011 and the reorganisation of the institutions in 2012 (see Section 5.5) were corrected as far as possible.
- The territorial allocations are corrected in the same way as in the BeH.

3.1.6 Jobseeker Histories (ASU/XASU)

- Observations with an end date before 1 January 1995 are not included.
- There is no consolidation of the ASU observations for individual persons. Therefore, overlaps between ASU observations might occur.
- Individual-related variables that are only available for the (X)ASU sources always refer to the beginning of the spell.
- A new ASU spell is generated as soon as a change of status occurs (e.g., from seeking work to unemployed). This also applies if the type of institution (employment agency, cooperation of employment agency and municipality, joint facility, authorised municipalities, separated responsibilities) changes.
- The XASU contains non-overlapping time periods for individuals. If one of the following variables changes, in each case a new data spell is generated for the XASU:
 - change of job search status
 - change of availability
 - change of SGB II institution (due to notification procedure)
 - change of place of residence
- The territorial allocations are corrected in the same way as in the BeH.

3.1.7 Participants-In-Measures History File (MTH)

- Observations generated more than a year after the end of the measure are deleted if another observation exists that was generated within the year after completion of the measure.
- Only the most recent record of an individual case of participation in a measure is used.
- Only cases of participation in measures that are classified as “actually took place” are included in the IEB. Cases of participation that did not take place or have not yet taken place are deleted. Cases of participation are also classed as not having taken place when a deletion date is set during the participation in a measure.
- Certain types of measure are not included. These include services to support careers advice and job placement, mobility assistance and pure rehabilitation measures.
- The territorial allocations are corrected in the same way as in the BeH.

3.1.8 Participants-In-Measures History File from XSozial-BA-SGB II (XMTTH)

- For XMTTH, the particular challenge is to identify and handle multiple notifications of participation that are caused by technical or organisational issues. The causes of these duplicate notifications are, on the one hand, a missing identification number for participation in measures until April 2009 or improper handling of the subsequently introduced promotion ID and, on the other hand, a change of provider numbers in connection with mergers or other reorganisations of institutions responsible for implementing SGB II due to the reorganisation of the employment agencies in 2012/2013. In addition, provider-specific problems arose with version or product changes of the municipal software or with version changes of the XSozial standard. At times, this results in a considerable number of reports of participations in measures of the same type, which partly or completely overlap in time per participant. Real duplicates are identified and sorted out because they are highly likely to be technical duplicates. Hidden duplicates can also be identified and sorted out. In principle, the rule always applies that the most up-to-date information is retained.
- In addition, notifications with a starting date before 2005 are excluded.
- Overlapping and immediately adjacent notifications of the same type of measure (from XSozial) are combined to one observation. Measure-specific characteristics of the combined periods are set to system missings.
- Subsequently, the remaining characteristics are compiled and calculated. For this, consolidated individual data from XSozial-histories and LHG are used.
- Finally, the following measures are excluded:
 - one-off benefits (like UBV/Mobi-/Vermittlungsbudget /LES) and
 - specific rehabilitation measures
- The territorial allocations are corrected in the same way as in the BeH.

3.1.9 SGB II anonymisation

In order to reduce the risk of de-anonymisation, only the year of birth is available in the SIAB by default. The month of birth can only be requested as a sensitive variable if there is a justified need for it. However, in the LHG and (X)ASU there is the risk that the exact date of birth may still be obvious due to the chronological structure of the observations. Observations might end systematically on certain birthdays and/or the day before, or start again on the birthday.

In order to prevent an indirect determination of the exact date of birth, the following procedure is applied. Observations split on the 18th, 25th or 65th birthday are merged into a single observation. Apart from the exact date of birth, no other information is lost in this case. For observations beginning on the 15th birthday or on the first day of retirement (or ending on the first day of retirement), the start date (end date) of the observation is set to the beginning (the end) of the respective quarter. This correction results in a bias of the duration of the observation. Corrected observations are marked in the variable "Employment status".

3.2 Episode splitting

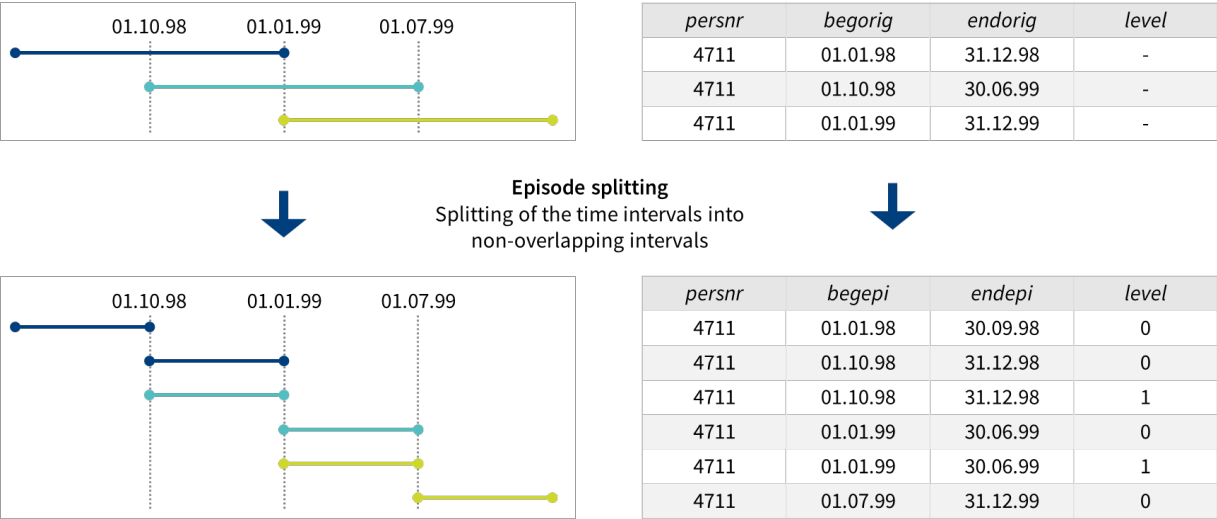
The administrative individual data are available with "split" episodes. If observations overlap within an account, these observations are replaced by artificial observations with new dates so

that completely parallel periods and non-overlapping periods are created. This increases the number of observations (see Figure 3).

The original date variables for the beginning and the end of the original observation (begorig and endorig) are retained, the variables 'start date of the split episode' and 'end date of the split episode' (begepi and endepi) mark the beginning and the end of the split episodes. It is possible to establish whether observations have been split by comparing the original period (begorig and endorig) with the episode period (begepi and endepi).

To restore the original data without the split episodes or to delete the episodes that were created artificially by means of episode splitting it is necessary to select all observations for which the start of the original observation is the same as the start of the split episode (begepi == begorig).

Figure 3 Episode splitting



It is advisable to sort entirely parallel observations generated by the splitting procedure in a consistent manner. The variables 'observation counter per episode' (level2) and 'observation counter per episode and source' (level1) that were previously contained in the SIAB can be generated using the following Stata commands if required:

Box 2 Example code to create additional observation counters in Stata 17

```
bysort ID_t begepi quelle (spell): gen byte level1 = _n-1
bysort ID_t begepi (spell): gen byte level2 = _n-1
```

3.3 Missing values

In the data missing values are coded as follows (Table 6):

Table 6 Coding of missing values

Term	Value	Description
No (valid) details available	.z	Values of a variable that are not systematically missing, i.e., the variable is available in principle for the data source, but no details are available for the value considered or cannot be interpreted reasonably.
Systematically not available	.n	A variable is not available in principle for a data source (dark grey cells in the overview of variables in Section 1.4) or is not available for a certain period.

4 Data Linkage

4.1 Respondents' informed consent for the data linkage

The starting point for linking the survey and process data are the respondents of the NEPS-SC3. During the interview, they were asked for their consent to their survey data being linked with the administrative data available about them at the IAB for research purposes. The questionnaire section with the declaration of consent reads as follows:

"In order to keep the following interview sections as short as possible, we would like to incorporate data held by the "Institut für Arbeitsmarkt- und Berufsforschung der Bundesagentur für Arbeit" (Institute for Employment Research of the Federal Employment Agency) in Nuremberg into the analysis of this questionnaire. This includes, for instance, information relating to previous employment relationships, phases of unemployment, participation in training measures during unemployment as well as company characteristics. I would ask you to give your official consent for the transfer and incorporation of this data into the interview data. If this information is evaluated, we guarantee that it is done so in strict compliance with all data protection regulations and that no information is passed on to third parties. Your consent is, of course, voluntary. You can withdraw this consent at any time by informing the contact person at infas. Do you consent to the transfer of data held by the "Institut für Arbeitsmarkt- und Berufsforschung der Bundesagentur für Arbeit" (Institute for Employment Research of the Federal Employment Agency)?"

Respondents had to agree to the above question in order to become part of the sample for the linkage. The question concerning the consent for the linkage was asked from wave 8 onwards, with people being asked this question again only if they had previously not agreed to the linkage.

4.2 Origin of the linkage variables

The following personal variables from both data sources were used to link the survey data and the administrative IAB data of the individuals interviewed in NEPS-SC3 who had given their consent:

- First and last name
- Date of birth
- Gender
- Address (postal code, town, street, house number)

On the part of the NEPS survey, these variables were transmitted to the IAB by the Institute for Applied Social Sciences (infas) from the respondents' contact details. The individuals included are solely respondents who explicitly agreed to the linkage. People who had since withdrawn their willingness to participate in the panel and had previously agreed to the linkage were not included in the linkage. As a result, there is a difference between the number of people who at some time agreed to the linkage as part of the NEPS survey and the number of people available for linkage. In preparation for the data linkage, completely identical lines per person were deleted for the different survey waves. In the case of changes or differences in the spelling of the name or the address, multiple entries per person were retained as they could be relevant for the linkage.

To identify the NEPS respondents in the administrative data of the IAB, an excerpt from the central address files of the Data Warehouse of the Federal Employment Agency was used. These address files are restricted to the birth years surveyed in NEPS-SC3 and the postcode areas derived from the sampling points.

Both data sources may contain several different entries per person. Differences can arise, for example, due to relocations or name changes or as a result of actually identical information being recorded inconsistently. In order to achieve a high degree of linkage success, all the different details about individual persons are included in the linkage process.

4.3 Correction and standardisation of personal information

The above-mentioned personal information from NEPS and the administrative data was subjected to correction routines before the matching in order to achieve the best possible correspondence between the two data sources. For this so-called pre-processing, established procedures were used which were refined by the German Record Linkage Center (GRLC) at the IAB-RDC for the peculiarities of the German context (Antoni/Schnell, 2019 or <https://www.record-linkage.de>). See Christen (2012) for a comprehensive overview of all the methods described in Sections 4.3 to 4.5, and e.g. Schild & Antoni (2014) for further details on their adaptation to the German context.

Specifically, umlauts and special characters were replaced by their respective ASCII compliant equivalent, all letters were written as capitals, and redundant spaces and punctuation were removed. Several first or last names were combined into one box without spaces. Apart from these fundamental adjustments, variable-specific routines were performed in order to standardise the data. House numbers were extracted from a combined street/house number box and all other additions to addresses (e.g. floor, apartment no.) were deleted. Common patterns and abbreviations of street names were standardised. Concerning town names, annexes were standardised (e.g. towns with additional information like river or region) or deleted (e.g. Berlin-Kreuzberg).

4.4 Exact record linkage

After the name and address components had been corrected and standardised, the fields containing the entries of the two data sources were closely compared. First, all data lines were checked for an exact match of all available characteristics (first and last name, date of birth, gender, street, house number, postal code, town). A match concerns the corrected and standardised name and address fields, not the uncorrected characteristics. The pre-processing

does not involve any corrections that would result in a loss of information in such a way that different individuals could be matched with each other. The next step was to find out how many of the remaining (unlinked) people could be linked if a discrepancy in individual address fields or the date of birth was tolerated (while the first and last name fields still had to match exactly) applying an iterative process. The tolerance was chosen in such a way that the procedure entailed a very low risk of linking entries belonging to two different individuals (so-called false-positive matches). Therefore, discrepancies were successively allowed in, respectively, of one of the particularly error-prone items: house number, postal code, town, day and month of birth, street or year of birth.

4.5 Error-tolerant matching of the linkage variables

For some individuals it was not possible to find a match in the administrative address data using any of these exact matching procedures. In order to link these individuals nonetheless with the administrative data, error-tolerant linkage procedures were used which compute similarity measures of the name and address components and select the highest quality row pairs. For each pair of variables to be matched, a similarity measure was calculated and summed up in a quality index. The calculations were performed using the software Merge ToolBox (MTB, see Schnell et al., 2004). For the first and last name as well as for the town and the streets a string similarity was calculated by means of the Jaro Winkler metric. Concerning the house number, postal code, date of birth (broken down into the components day, month and year) and gender an exact comparison was made, because string similarity measures are not useful here.

In the error-tolerant linkage, an iterative blocking strategy was applied. First, the observations were grouped into blocks at the level of the five-digit postal code areas. This has the advantage that the number of comparisons required does not correspond to the Cartesian product of the lines presented in the two address files, but remains limited to the observations with an identical five-digit postal code. In addition, this reduces the risk of linking different people with very similar identifiers. However, it can happen to a limited extent that no correspondence can be found for individuals in the administrative data - for example due to missing or incorrect information about the postal code or because a move to another postal code area is only recorded in one of the two data sources. Thus, an additional linkage was performed using gender, year and month of birth as well as first name, three-digit postal code and year of birth in each case as blocks (see Table 7).

Table 7 Iterative blocking strategy

Step	Blocking variable(s)
1	Postal code (5-digit)
2	Gender, year and month of birth
3	First name
4	Postal code (3-digit)
5	Year of birth

A probabilistic matching procedure was used to calculate the similarity measure that arithmetically considers that the probability of a match of characteristics depends on their variance in the population. Here, so-called m- and u-probabilities are calculated, which indicate the probability of the personal details differing in the two different sources or how probable it is that an identical characteristic occurs in different individuals. For instance, a match in the gender variable does not indicate a real match to the same extent as a match of family names, and is therefore given a smaller weight. The variable-specific m- and u-probabilities underlying the probabilistic matching were determined in the context of past GRLC projects. All the available variables in the two data sources were compared and an additive similarity measure was calculated. The higher the value of this index, the greater the overall similarity of the two records is and the more likely it is that the match is genuine.

Of all the compared pairs of records, the corresponding match in the IEB data with the highest similarity value was selected for each respondent and checked manually. Only plausible matches were kept and implausible matches were removed. Unambiguous cases were marked as potential matches for closer examination later. For the remaining individuals who could not be assigned a suitable match, this procedure was repeated in the subsequent blocking step.

Finally, a manual linkage was performed for all persons with a potential match, for whom no suitable match could be found by any of the above mentioned steps. For this purpose, all existing entries of the persons collected in the previous steps were inspected in both data sources and plausible matches were adopted.

Due to the manual checks, the probability of identifying different persons as a match during the error-tolerant linkage was extremely low.

4.6 Result of the data linkage

Up to wave 11 a total of 4,193 people gave their consent for the linkage (50.41% of all respondents). It was possible to use 3,987 of these people for the data linkage. For legal reasons, individuals who had withdrawn their willingness to participate in the panel in the meantime were not available for the linkage, although they had previously agreed to it. The question about the linkage consent is part of the survey since wave 8. Individuals who withdrew their willingness to participate in the panel before wave 8 and were therefore never questioned about their consent for the linkage count in the following as non-consenters.

For 3,526 persons, the survey data could be linked to an account in the administrative data. This corresponds to a very high linkage rate of 88.44%. The linkage rate refers to the people available for data linkage. Only 461 individuals (11.56%) could not be found in the administrative data, despite having given their consent and being available for the linkage. This includes 389 individuals, for whom no IEB records exist even though an appropriate match in the administrative address data could be identified. Due to their age, some of the survey participants are not yet in the labor force, which is why no administrative data entries exist for them. Table 8 summarizes the success rates of the individual linkage steps.

Generated technical variables in the dataset (see Section 6.8) indicate for each respondent which linkage method was used and to what degree of certainty a successful match was established. This

allows users to decide at their own discretion which of the cases should be used in their own analyses.

Table 8 Results of the record linkage

Group of persons	N	Percentage of consenters available for linkage	Percentage of respondents
NEPS respondents	8,317		100.00%
Respondents providing consent for linkage	4,193		50.41%
Consenting respondents available for linkage	3,987	100.00%	47.94%
Matches with IEB	3,526	88.44%	42.40%
Including:			
Exact matches	3,395	85.15%	40.82%
Probabilistic matches	127	3.19%	1.53%
Manual matches	4	0.10%	0.05%

5 Data quality and problems

5.1 NEPS-SC3 survey data (NEPS-SC3)

A detailed description of the survey data, their structure and information on the sample and the survey in general can be found in the Data Manual of Starting Cohort 3, which also lists generated variables and details on weighting. The documents can be found on the NEPS website <https://www.neps-data.de/Mainpage>.

5.2 Integrated Employment Biographies (IEB)

The IEB contains employment histories. However, not every type of employment is included in the administrative data. Some individuals with certain life courses are not represented in the IEB at all.

For evaluation purposes, it is often relevant to know gaps in the included biographies (e.g. for creating control groups, analysing life courses, etc.). The gaps listed below are defined as periods of time after the end of school education for which no data are included in the IEB. These gaps can be divided into

- gaps with no information available at all, and
- gaps for which information may be available from the ‘reason for notification / reason for end of benefit receipt / reason for discontinuation of SGB II / reason for deregistration’ variable of the observation immediately preceding the gap (if a corresponding observation exists).

These gaps were identified using the variables “Reason of cancellation/notification/termination” and “Employment status” in the various sources (see Table 9). The list in Table 9 makes no claims to be exhaustive.

Table 9 Biographical gaps and possible ways of identifying them

Biographical gap	Information on gap, identifiable using the details in the "grund" variable in the preceding observation of the source, if necessary
Civil servants, professional soldiers, judges, employees of bodies or foundations under public law	XASU
Self-employed persons without support	LeH, ASU
Students, persons in school-based further education	LeH, LHG, ASU, XASU
Persons who are ill / not able to work for more than 6 weeks (illness during unemployment, however, is represented in the ASU source under certain circumstances, see Section 3.1.6)	BeH, LeH, ASU
Persons receiving old-age pension without employment if not a member of a benefit unit	LeH, LHG, ASU
Individuals on maternity leave / parental leave	XASU
Recipients of early retirement benefits	LeH, ASU
Trade professionals working from home	
Employees working short-time	ASU
Persons in youth welfare facilities, in vocational training centres, approved workshops or similar facilities for people with disabilities	ASU
Participants in programmes to support participation in working life (people in rehabilitation)	ASU
(Sideline) farmers	
Caregivers according to Section 19 SGB XI	
Conscripts	BeH, LeH, LHG, ASU, XASU
Persons in reserve duty training	BeH, LeH, LHG, ASU, XASU
Persons fulfilling community service	BeH, LeH, LHG, ASU, XASU
Persons fulfilling a voluntary social or ecological year instead of community service	
Other people not registered with the statutory pension insurance or the Federal Employment Agency (e.g. sabbatical, funding from personal assets or pensions, emigration, employment abroad, voluntary work etc.)	BeH, LeH, ASU
Strikers in cases where the strike lasts more than a month	LeH
Social assistance recipients (prior to the introduction of SGB II in 2005), recipients of welfare payments (according to SGB II)	
SGB-II recipients whose providers have experienced delivery failures	

Biographical gap	Information on gap, identifiable using the details in the "grund" variable in the preceding observation of the source, if necessary
Recipients of compensation according to FELEG (Gesetz zur Förderung der Einstellung der landwirtschaftlichen Erwerbstätigkeit, Act on Support in Case of Termination of Farming Activities)	

5.3 Employee History (BeH)

- Information on vocational training, the occupation/activity performed and the occupational status is transmitted by means of notifications made by the employer in accordance with the Data Collection and Transmission Regulation (DEÜV) (see Section 2.3) using a so-called occupation code. The new occupation code 2010 was adopted for notifications with an end date later than 30 November 2011 (for further details, see Bertat et al., 2013). The decision to switch to the new occupation code was made by the central organisations of the social security agencies as a number of facts could no longer be recorded in a way that was up-to-date and realistic using the occupation code 2003. As the notifications made by employers in accordance with DEÜV only enter the Employee History (BeH), the change of the occupation code only affects observations from this source. The measurement of the following characteristics previously reported using the occupation code 2003 is affected by this change: working hours, occupation, occupational status and school and vocational qualification level. In addition, since the switch to the new occupation code, details are also available about whether an employment relationship is fixed-term and whether a person is employed by a temporary work agency to be hired out to other firms. The most important consequence is the switch to a new occupational classification. Instead of the previous Classification of Occupations 1988 (Klassifikation der Berufe 1988 (KldB 1988)), the more highly differentiated KldB 2010 is reported with the new occupation code. Further details can be found in Paulus et al. (2013).
- The variable "Occupational status and working hours" (stib) is only filled for reports that were submitted before the introduction of the new occupation code. The RDC does not extrapolate or impute for later reports. The categories of the variable stib that can be consistently observed over the whole observation period (occupational status as a trainee, distinction between part-time and full-time) are to be reproduced in the variables erwstat and teilzeit.
- The introduction of the new occupation code in 2011 led to a number of problems. For example, during the transition period granted to employers in the social security notification procedure, there was a temporary increase in the number of missing details. The test programs used in the notification procedure permitted missing details in the occupation code 2010 until the end of May 2012. Analyses of the BA statistics (Bertat et al., 2013, p. 10) show that in 20 to 30 percent of cases no information was available in the new or converted variables "occupation/activity performed", "working time" and "vocational education and training" after the switch. This situation began to improve significantly in the first half of 2013. In order to improve the quality of the "working time" variable in the transition period, Ludsteck/Thomsen (2016) developed an imputation procedure to replace the missing values

by imputed values. The imputed data are included in the SIAB 7519. No imputation is performed regarding the gaps in the other variables.

- Within the employment notification procedure, a certain time lag is unavoidable. Although changes in employment relationships have to be reported immediately, and existing employment relationships have to be confirmed annually by April (until the annual notification 2012) or mid-February (from the annual notification 2013 onwards) of the following year, some notifications actually arrive years later. The History File of the IAB is not updated continuously, however, but at certain intervals. This is done using files of employment notifications for one particular year which were submitted 36, 18, 12 or 6 months after the end of the reporting year (e.g. the 18-month file for 2013 can be created in July 2015 at the earliest). Notifications submitted more than three years late are not taken into account at the IAB, which means that a 36-month file shows a 100 % degree of completeness by definition.
- In the version of the IEB on which NEPS-SC3-ADIAB is partly based, the year 2016 is the last year with a degree of completeness of BeH observations of 100%. Due to a redesign of the data basis of the BeH, at the time of the preparation of the BeH as an exception only the 30-month files was available instead of the 36-month files. However, analyses with earlier data versions have shown that, as a rule, the 18-month file already has a degree of completeness of around 99%. For the years 2018 and 2019, the 18-month files were used, and the observations for 2020 originate from a 6-month file. It can therefore be assumed that employment notifications for 2018 and 2019 are slightly underreported in the SIAB, and that those for 2020 are underreported to a slightly higher degree. However, this should not reduce the ability to analyse the data at individual level. The missing notifications occur more frequently in a few establishments, however. This means that in individual cases the establishment data, e.g. establishment size, are grossly incorrect and will change considerably in subsequent versions.

5.4 Benefit Recipient History (LeH)

- For the states of eastern Germany, the LeH observations were not fully recorded until 1992.
- The benefit receipt data used to be saved on magnetic tapes. Owing to a fault in one magnetic tape, the benefit receipt data up to and including 1980 are only partially contained. Thus, in the present data product, too, it can be assumed that information on benefit receipt in that period is not available in full.

5.5 Unemployment Benefit II Recipient History (LHG)

- With regard to the completeness of case numbers or benefit histories from the LHG data sources, there are substantial gaps in the years 2005 and 2006. We therefore strongly advise against analysing the data for this time period based merely on the LHG sources.
- Longitudinal analyses of individuals are affected by inaccuracies as it is not possible to distinguish between changes in the benefit entitlement status and relocations into and out of districts whose institutions had problems delivering data.
- Also from 2007 onwards, cases of underrecording occur at times. These generally last one month and occur mainly in the authorised municipalities.

- Underrecording and overrecording occur in connection with changes in the type of institution responsible for implementing SGB II:
 - In the context of the reform of the territories covered by the institutions, which came into force on 1 January 2011, cases of underreporting occurred in the districts covered by the employment agencies of Dessau-Roßlau, Halberstadt, Halle and Sangerhausen.
 - Double notifications due to the territorial reforms in 2009/2011 and the changes in the form of the institutions as of 1 January 2012 and of 1 January 2013 are already corrected as far as possible in the IEB. Nonetheless double notifications may still occur.
- In the following job centres there are inaccuracies with regard to the allocation of benefit cases:
 - between Emden and Norden between September and December 2009
 - between Döbeln and Mittelsachsen from October to December 2012
 - between Tirschenreuth and Wunsiedel from November 2012 to March 2013
- Some individuals for whom a LHG spell exists are excluded entirely or partly from benefit receipt according to SGB II, for instance because they take part in a subsidised training programme, receive an old-age pension, live in an in-patient facility or a residential institution or receive insurance payments aimed at avoiding need. This affects on average 3 to 5 percent of all cases. In XSozial this person group is sometimes underrecorded by some institutions. Exclusion from benefits cannot be identified in the SIAB.
- Due to the reporting logic, information from the XSozial transmission standard can only be updated monthly.
- In the official performance statistics of the BA, reporting gaps are supplemented by a statistical estimation procedure at an aggregated regional level. No supplementary data sets are provided in the LHG. A comparison of the IEB with the performance statistics is therefore only possible to a limited extent.

5.6 Jobseeker Histories (ASU/XASU)

5.6.1 ASU

- The registered periods of job search activity in the ASU source are regarded as complete from the year 1997 onwards. Therefore, the analysis potential of the ASU spells before 1997 is limited.
- With the introduction of SGB II on 1 January 2005, jobseekers are no longer fully covered by BA procedures. From this date, the ASU only covers persons who are supported by the BA in the sphere of the SGB III (employment promotion) or by ARGE, gE or gT in the sphere of the SGB II (basic security).
- For the placement staff it is not always possible to record the allocation to the legal sphere immediately, since it is frequently only clear which institution is primarily responsible after a certain time due to a possible entitlement to SGB II benefits. Therefore, we recommend comparing the value of the variable “Type of provider” in the ASU with the value in the LHG and/or XLHG for the same period of time. Due to the recording gaps in the LHG and XLHG between 2005 and 2006 this is not always possible.

- For some individuals for whom an authorised municipality has been responsible since 2005, parallel "artificial" ASU datasets were created by the Federal Employment Agency. These can be identified via *estatvor* (transfer to an authorised municipality).
- From mid-2005 until mid-2006, the *coArb* IT procedure, from which the jobseeker and applicant pool data originate, was superseded by the *VerBIS* procedure at the Federal Employment Agency. In July 2005, *coArb* was first replaced by *VerBIS* in the employment agency in Wiesbaden as a pilot project. From December 2005 onwards, it was then gradually replaced by *VerBIS* in several stages in all employment agencies. The information for many of the variables recorded was gathered with different levels of differentiation and different qualitative weighting in the two systems. It is therefore very difficult to integrate these variables into the IEB, which is only possible using a special procedure (mapping). Unfortunately, a full conversion of the affected variables from *coArb* to *VerBIS* cannot be achieved by means of mapping, so for some variables there is an unusually large number of the values 'no details available', 'other' or 'missing'. Moreover, striking differences may occur in frequency counts, depending on whether the original source of the data was *coArb* or *VerBIS*. It can be assumed that integration agreements are under-recorded. Important limitations in the analysis potential are mentioned in the corresponding description of variables.
- The *coArb* procedure, which was used until June 2006, supported only the placement of unemployed persons and jobseekers. Some data were also collected about individuals who were only seeking advice, but these data are incomplete. The careers advice data were collected in a separate system. In *VerBIS* the attributes of the job-search status were extended to include 'seeking advice' and individuals 'without status'. The latter group includes individuals eligible for Unemployment Benefit II who are only available for job placement to a limited degree. The recording of this group in *VerBIS* is only regarded as largely complete since January 2008.
- A change of the institution responsible for implementing SGB II or a change of place of residence does not lead to a new ASU observation, the value of the variable at the start of an episode is continued. The longer the observation becomes, the greater the risk is that the institution responsible or the place of residence is no longer correct.
- The job search status is hardly corrected afterwards, which is why the case numbers largely coincide with the BA statistics until 2005. Since spring 2011, the jobseeker data from BA procedures and *XSozial* have been consolidated in the integrated unemployment statistics. This may lead to larger deviations. At the current margin, however, the stock data are identical.

5.6.2 XASU

- In contrast to the job search spells from the cooperation of employment agencies and municipalities (ARGE) and the separated responsibilities, systematic cases of underrecording have emerged for the authorised municipalities since 1 January 2005. Thus, data from the XASU source should only be analysed from 2007 onwards.
- From 2007 onwards, individual months are also repeatedly affected by delivery failures, analogous to the benefit receipt data (LHG).

- Over-reporting may also occur at certain points. A large number of technical problems can be responsible for this, including systematically missing deregistrations, incorrect reversals of cancellations and parallel job search notifications in several districts.
- A variety of variables sometimes have only a very low degree of completeness for the XASU. Variables which are affected by this include 'School leaving qualification', 'Reason of notification' as well as 'Employment status prior to job search'. Although the degree of completeness of these variables improves over time, some of them are still unsatisfactory. The 'Occupation - current/most recent' variable is not available in the XASU for almost the entire period available.
- For a number of institutions (districts), the proportion of registered recipients of unemployment benefit II who are also registered jobseekers is implausibly large at times or continuously in the IEB. One possible reason for this could be an incorrect determination of the status 'not unemployed but seeking work' by these institutions.
- The institution-related and period-related plausibility of the XASU data should be examined before use, taking the research question into account.
- Due to the reporting logic, information from the XSozial reporting procedure can only be updated monthly.
- Differences in consolidation rules, time references and regional assignments may result in differences to the published BA statistics.

5.7 Participants-In-Measures History Files (MTH/XMTH)

5.7.1 MTH

- The MTH is incomplete for measures with a start date before 1 January 2000.
- As of 1 January 2005, there is an inconsistency in the data as participants in measures were allocated to different institutions with the introduction of Social Code Book II (see Sections 2.5 and 2.7).
- The MTH only contains notifications that are recorded in BA procedures. The use of these procedures in cooperations of employment agencies and municipalities/separated responsibilities/municipalities exercising their duties separately increases continuously between 2005 and 2007. The notifications for these institutions are complete from March 2007 onwards. Measures that are reported by authorised municipalities via the XSozial standard are contained in the XMTH.
- Measures reported through the XSocial standard are not included in the MTH or NEPS-SC3-ADIAB.
- Because of the reorganisation of the institutions responsible for implementing SGB-II in 2011 to 2014, a split of the documentation of participations in measures in the MTH and in the XMTH may occur when there is a change in the reporting procedure. This might result in a split or a duplication of the spell of the measure.

- In the case of notifications regarding the bridging allowance (Überbrückungsgeld) the maximum permissible duration of six months is sometimes exceeded. In most cases this can be explained by a default setting in the input mask of the data recording system.
- The MTH is supplemented by applicant characteristics (e.g., vocational training) from other BA procedures. For these variables the administrative procedure was switched from coArb to VerBIS in 2006. The same quality limitations as for the ASU apply here.

5.7.2 XMTH

- In the years 2005 to 2007 the notifications of participation in measures are incomplete. The degree of under-reporting is unclear due to a lack of or inaccurate comparative figures.
- Between 2005 and the beginning of 2017, about 13% of all institutions responsible for implementing SGB II report almost no municipal integration benefits (formerly accompanying benefits), which are included in the summarised category "other support". Many other job centers report only temporarily and/or only selected types. This leads to an under-recording of the "other support" category.
- Over-registration of participations: Total stocks are considered to be stable from the end of 2008. However, the majority of the providers still register notification profiles which are temporarily conspicuous and which raise doubts about the quality. Only the introduction of the XSozial promotion-ID in 2009 and the meanwhile several years of experience of all participants stabilise the reporting process and the subsequent data processing. Also the new zkT, introduced in 2012, report inconspicuously for the most part, so that the scope and duration of presumed over-recording decrease noticeably.
- The reorganisation of SGB II providers in 2011-2014 lead to a split in the documentation of participation in measures in MTH and XMTH if the reporting procedure was changed. This could result in a split of the measure spell, but also in duplications (see Section 3.1.8).
- The figures or persons received in the XMTH from monthly key date counts differ in several respects from the published BA statistics.

6 Description of variables

Frequency counts and overviews of the individual values and labels of the variables in NEPS-SC3-ADIAB can be found in separate files under <https://fdz.iab.de/en>.

6.1 Identifiers

6.1.1 Individual ID (ID_t)

Category	Description
Variable label	ID target
Variable name	ID_t
Category	identifiers
Origin	generated

Category	Description
Data type	numerical
Detailed description	The individual ID indicates which observations belong to the same person. It also indicates which persons correspond in survey and administrative data, i.e. ID_t is included in both survey and administrative data. This identification variable is system-independent, which is why it does not allow any conclusions to be drawn about the characteristics of the person or original identifiers.

6.1.2 Establishment ID (betnr_sc3adiab)

Category	Description
Variable label	Establishment ID
Variable name	betnr_sc3adiab
Category	identifiers
Origin	BeH
Data type	numerical
Detailed description	<p>The establishment ID indicates which observations belong to the same establishment. It is based on the establishment number allocated by the BA, which was replaced by an artificial number (further information on the allocation of establishment numbers by the BA can be found in Bender et al. (1996: p. 15 et seq. and pp. 27-30) as well as directly on the website of the establishment number service of the BA at https://www.arbeitsagentur.de/betriebsnummern-service/alles-wichtige. The establishment number and year specification can be used to merge individual and establishment information.</p> <p>For the establishment number, the following should be observed in general:</p> <p>If the company has only one office, or if the company has only one office in one municipality, this office is the establishment and is given an establishment number.</p> <p>If the company has several branch offices in one municipality, these establishment premises / workplaces must be merged into a single establishment under one establishment number, if they belong to the same economic class. If they do not belong to the same economic class, each branch office is regarded as a separate establishment and is given its own establishment number.</p> <p>If the company has several branch offices in several municipalities, each of these branch offices is an establishment and is given its own establishment number.</p> <p>In this context, the following definitions with regards to the allocation of establishment numbers as part of the notification procedure for social security must be observed:</p> <p>An establishment is a regionally and economically delimited unit in which employees work and which is allocated an establishment number according to the above-mentioned principles.</p> <p>A workplace is a unit in which employees work and which is not allocated an establishment number according to the above-mentioned principles.</p> <p>A company as a term combines establishment premises and workplaces belonging to the same employer.</p> <p>An employer is any natural person or legal entity that employs at least one employee subject to social security contributions or in marginal part-time employment.</p> <p>Establishment and establishment premises are synonyms; branch office is a synonym for subsidiary, district office, out-sourced office, workplace etc. if it is not an establishment.</p>

Category	Description
Notes on quality	The establishment ID is only missing in a very small number of cases. These observations are notifications for the person group “205” (earnings notifications for casual workers). As establishment variables (place of work, economic activity, establishment size etc.) are merged via the establishment ID, they are missing in these observations.

6.2 Generated technical variables

6.2.1 Counter per person (spell)

Category	Description
Variable label	counter per person
Variable name	spell
Category	generated technical variables
Origin	BeH, LeH, LHG, ASU, XASU, MTH, XMTH
Data type	numerical
Detailed description	The observation counter per person counts a person’s observations, beginning with 1. The variable is generated during the episode splitting procedure and refers to the split observations. Using the “observation counter per person” variable, it is easy to restore the original sorting order. The observations are sorted first by the start date of the split episode and then by the data source. Within employment notifications, persons subject to social insurance contributions are sorted before marginal employment notifications and higher daily wages before lower ones. One exception is one-time payments, which are sorted backwards.

6.2.2 Source of spell (quelle)

Category	Description
Variable label	source of spell
Variable name	quelle
Category	generated technical variables
Origin	BeH, LeH, LHG, ASU, XASU, MTH, XMTH
Data type	numerical
Detailed description	The variable indicates the data source (see Chapter 2).

6.2.3 Year (jahr)

Category	Description
Variable label	year
Variable name	jahr
Category	generated technical variables
Origin	BeH
Data type	numerical
Detailed description	This variable is only included in the Basis Establishment File. It indicates the year of validity of the establishment data as of the reference date of 30 June. This variable can be used together with the establishment number to link the Individual File and the Basis Establishment File. Example code with the „merge“-command in Stata 17.

Category	Description
	<pre>use NEPS-SC3-ADIAB_7521_v1.dta gen int jahr = year(begepi) sort betnr_sc3adiab jahr merge m:1 betnr_sc3adiab jahr using NEPS-SC3-ADIAB_7521_v1_bhp_basis_v1.dta</pre>

6.3 Period of validity

6.3.1 Original start date (begorig)

Category	Description
Variable label	original start date
Variable name	begorig
Category	period of validity
Origin	BeH, LeH, LHG, ASU, XASU, MTH, XMTH
Data type	date
Detailed description	<p>The original start date of the observation corresponds to the original start date of the notification. This can differ from the start date of the episodes (begepi) (see also the comments on episode splitting in Section 3.2). Since the notification logic might under certain circumstances permit re-identification of the exact day of birth, the original information on the date was changed in these cases by applying the anonymisation procedure described in Section 3.1.9.</p> <p>1) BeH</p> <p>Because of the rules of the notification procedure, in BeH observations the starting and ending year are always identical (obligation of the employer to submit annual employment notifications). A continuous employment relationship may therefore be distributed across several notifications.</p> <p>2) LHG, ASU, XASU</p> <p>Certain changes lead to the creation of a new observation (see Sections 2.5 and 2.6). begorig indicates the start date of the new period.</p> <p>3) MTH, XMTH</p> <p>In MTH and XMTH, new data records are created when a change of provider takes place during participation in a labour market policy measure.</p>

6.3.2 Original end date (endorig)

Category	Description
Variable label	original end date
Variable name	endorig
Category	period of validity
Origin	BeH, LeH, LHG, ASU, XASU, MTH, XMTH
Data type	date
Detailed description	<p>The original end date of the observation corresponds to the original end date of the notification. This can differ from the end date of the relevant line of data, the so-called end date of the split episode (see also the comments on episode splitting in Section 3.2). Since the notification logic might under certain circumstances permit re-identification of the exact day of birth, the original information on the date was changed in these cases by applying the anonymisation procedure described in Section 3.1.9.</p>

Category	Description
	<p>1) BeH Because of the rules of the notification procedure, in BeH observations the starting and ending year are always identical (obligation of the employer to submit annual employment notifications). A continuous employment relationship may therefore be distributed across several notifications.</p> <p>2) LHG, ASU, XASU Certain changes lead to the creation of a new observation (see Sections 3.1.5 and 3.1.6). endorig indicates the end date of the new period.</p> <p>3) MTH, XMTH In MTH and XMTH, new data records are created when a change of provider takes place during participation in a labour market policy measure.</p>

6.3.3 Episode start date (begepi)

Category	Description
Variable label	episode start date
Variable name	begepi
Category	generated period of validity
Origin	BeH, LeH, LHG, ASU, XASU, MTH, XMTH
Data type	date
Detailed description	The start date of the split episode is always equal to or greater than the start date of the original observation (see also the comments on episode splitting in Section 3.2).

6.3.4 Episode end date (endepe)

Category	Description
Variable label	episode end date
Variable name	endepe
Category	generated period of validity
Origin	BeH, LeH, LHG, ASU, XASU, MTH, XMTH
Data type	date
Detailed description	The end date of the split episode is always equal to or smaller than the end date of the original observation (see also the comments on episode splitting in Section 3.2.)

6.4 Personal information

6.4.1 Gender (frau)

Category	Description
Variable label	gender
Variable name	frau
Category	personal variable
Origin	BeH, LeH, LHG, ASU, XASU, MTH, XMTH
Data type	numerical
Detailed description	Gender dummy (0 - man, 1 - woman). The gender information is constant within one individual account.

6.4.2 Year of birth (gebjahr)

Category	Description
Variable label	year of birth
Variable name	gebjahr
Category	personal variables
Origin	BeH, LeH, LHG, ASU, XASU, MTH, XMTH
Data type	numerical
Detailed description	The year of birth is constant within one individual account.
Notes on quality	In the original data, it may happen that the date of birth changes between the data sources. This is corrected during the data preparation process. The information from the social security number is given highest priority here.

6.4.3 Month of birth (gebmon)

Category	Description
Variable label	month of birth
Variable name	gebmon
Category	personal variables
Origin	BeH, LeH, LHG, ASU, XASU, MTH, XMTH
Data type	numerical
Detailed description	<p>The month of birth is constant within one individual account.</p> <p>One can use the variables Year of birth (gebjahr) and Month of birth (gebmon) to generate a variable in the date format JJJmM (e.g., 1984m6) with the following syntax in Stata:</p> <pre>gen int gebdat = ym(gebjahr, gebmon) format gebdat %tm</pre>
Notes on quality	In the original data, it may happen that the date of birth changes between the data sources. This is corrected during the data preparation process. The information from the social security number is given highest priority here.
Anonymisation	Due to its particular sensitivity with regard to data privacy, this sensitive variable is only made available on application and only in well-founded cases. By default, only the coarsened variable (gebjahr) is provided.

6.4.4 Nationality (nation)

Category	Description
Variable label	nationality
Variable name	nation
Category	personal variables
Origin	BeH, LeH, LHG, ASU, XASU, MTH, XMTH
Data type	numerical
Detailed description	The variable contains the nation codes used by the Federal Statistical Office (Statistisches Bundesamt, 2021).
Notes on quality	The variable is not filled well in the LeH before 1983.
Anonymisation	Due to its particular sensitivity with regard to data privacy, this sensitive variable is only made available on application and only in well-founded cases. By default, only the coarsened variable (nation_gr) is provided.

6.4.5 Nationality, grouped (nation_gr)

Category	Description
Variable label	nationality, grouped
Variable name	nation_gr
Category	personal variables
Origin	BeH, LeH, LHG, ASU, XASU, MTH, XMTH
Data type	numerical
Detailed description	The variable contains a grouped version of the nation codes used by the Federal Statistical Office (Statistisches Bundesamt, 2021).
Notes on quality	The variable is not filled well in the LeH before 1983.

6.4.6 Marital status (famst)

Category	Description
Variable label	marital status
Variable name	famst
Category	personal variables
Origin	LeH, LHG, ASU, XASU, MTH, XMTH
Data type	numerical
Detailed description	<p>This variable describes the marital status. This variable is not filled for employment reports!</p> <p>1) LeH In the LeH, the variable has only two values (0 - not married, 1 - married).</p> <p>2) LHG, ASU, XASU, MTH, XMTH In the sources LHG, ASU, XASU, MTH and XMTH, a distinction is made between six values (values 11-16). The information from the different sources was not compared.</p>
Notes on quality	<p>1) LeH The quality of the information originating from the LeH is classified as poor until 2005, as it is not quite clear how the marital status was maintained. The quality is also questionable since the beginning of 2014. Between 2013 and 2017, for example, the proportion of married people drops from 37% to 14%.</p> <p>2) LHG, XASU, XMTH Due to deviating reporting standards in XSozial, the information from the zkt has to be classified as less valid until December 2009.</p>

6.4.7 Number of children (kind)

Category	Description
Variable label	number of children
Variable name	kind
Category	personal variables
Origin	LeH, LHG, ASU, XASU, MTH, XMTH
Data type	numerical
Detailed description	<p>This variable has a different meaning depending on the data source. This variable is not filled for employment reports!</p> <p>1) LeH In the LeH, the variable indicates the number of children aged under 16 living</p>

Category	Description
	<p>in the household at the time when the application was made. It only distinguishes between whether the number of children is zero or at least one. The following values are therefore available:</p> <p>0 no children</p> <p>100 one or more children</p> <p>2) ASU, MTH</p> <p>In these sources, the value of the variable corresponds to the actual number of children under 15 living in the household.</p> <p>3) LHG, XASU, XMTH</p> <p>The variable reports the actual number of children aged under 15 in the benefit unit (Bedarfsgemeinschaft). In the LHG, the value is valid for the entire original period.</p>
Notes on quality	<p>1) LeH</p> <p>The variable is not updated when there are changes in the type of benefit or the approval of benefits, but only when a new case of benefit receipt occurs after a period of employment. This strongly restricts the quality of the data.</p> <p>2) ASU, MTH</p> <p>Until 30 June 2006, only up to nine children could be recorded. The value zero does not exist. For observations prior to 30 June 2006, the value zero was recoded to "missing", since it is not clear whether zero should be interpreted as "no children" or as "field not filled in". For observations after 30 June 2006, the variable is only recorded if children exist.</p>

6.4.8 Vocational training (ausbildung)

Category	Description
Variable label	vocational training
Variable name	ausbildung
Category	personal variables
Origin	BeH, ASU, XASU, MTH, XMTH
Data type	numerical
Detailed description	<p>The variable contains the vocational training qualification. A classification of the degrees in the International Standard Classification of Education (ISCED 2011) can be found in the key working tools of the RDC. It must be considered that this variable has a different meaning depending on the data source:</p> <p>1) BeH</p> <p>For observations obtained from the BeH, the variable contains the vocational education reported by the employers as part of the employment notification procedure. The following values exist:</p> <p>1 Without vocational training</p> <p>2 In-company voc. training/traineeship/external voc. training</p> <p>11 University of applied sciences without further specifications</p> <p>12 University without further specifications</p> <p>In notifications that rely on the new occupation code (see Section 5.3) it is no longer possible to identify graduates of universities of applied sciences clearly, as the new occupation code no longer has a separate category for this vocational qualification. They are assigned to category 12.</p> <p>2) ASU, MTH</p> <p>For these observations the vocational education completed most recently is reported. The following values exist in spells with a start date until 30 June 2006:</p>

Category	Description
	<div><div>1Without vocational training</div><div>2In-company voc. training/traineeship/external voc. training</div><div>3Technical school (voc. training)</div><div>4Technical school (advanced voc. training)</div><div>5University of applied sciences (FH)</div><div>6University</div></div> <div>In 2006, the IT procedure from which the jobseeker data originate was switched from coArb to VerBIS. Many variables, such as training, were reported with different levels of differentiation in the two systems. This means that in spells from ASU and MTH which have a start date from 1 July 2006 onwards, the following differentiated categories are available:</div> <div><div>7Voc. training not accepted in Germany</div><div>8University degree not accepted in Germany</div><div>9In-company voc. training/traineeship/in-school voc. training</div><div>10Other exams</div><div>11University of applied sciences without further specifications</div><div>12University without further specifications</div><div>13Doctorate</div><div>14Bachelor (BA)</div><div>15Bachelor (FH)</div><div>16Bachelor (University)</div><div>17Master (FH)</div><div>18Master (University)</div><div>19Diploma (BA)</div><div>20Diploma (FH)</div><div>21Diploma (University)</div><div>23Undergraduate studies</div><div>24Secondary/additional studies</div><div>25Other (promotion-) advanced training for graduates</div><div>26dual studies, integrated with apprenticeship</div><div>27dual studies, practice-integrating</div></div> <div>3) XASU, XMTH</div> <div>For spells that originate from these sources, the vocational education completed most recently is reported. The following values exist:</div> <div><div>1Without vocational training</div><div>2In-company voc. training/traineeship/external voc. training</div><div>3Technical school (voc. training)</div><div>4Technical school (advanced voc. training)</div><div>5University of applied sciences (FH)</div><div>6University</div><div>7Voc. training not accepted in Germany</div><div>8University degree not accepted in Germany</div></div> <div>For analyses that cover a longer period of time, the values can be aggregated as follows:</div> <div><div><div>1, 22</div><div>to</div><div>1</div></div><div><div>7</div><div>to</div><div>2</div></div><div><div>8</div><div>to</div><div>3</div></div><div><div>2, 3, 4, 9</div><div>to</div><div>4</div></div></div>

Category	Description
	<p>5,11, 14, 15, 17, 19, 20 to 5</p> <p>6, 10, 12, 13, 16, 18, 21, 26, 27 to 6</p> <p>23, 24, 25 to 7</p> <p>The aggregated values have following value labels:</p> <p>1 Without (recognised) formal vocational qualification</p> <p>2 Vocational training not accepted in Germany</p> <p>3 University degree noch accepted in Germany</p> <p>4 In-company/school-based training</p> <p>5 University of applied sciences</p> <p>6 University</p> <p>6 Other exams</p> <p>7 Undergraduate studies</p> <p>7 Secondary/additional studies</p> <p>7 Other (promotion-) advanced training for graduates</p>
Notes on quality	<p>1) BeH</p> <p>“Changes in the vocational training status frequently occur at the same time as a change of establishment. This is because the notification data are compiled anew in the new firm. If, for example, an employee obtained a higher qualification via a part-time further training course while still working then this change of status is probably not recorded until he/she joins a new firm. It can generally be assumed that when a person is employed in a firm for a longer period, the personal data that they reported when they joined the firm is simply carried forward” (own translation of Meinken / Koch 2004, p. 63).</p> <p>The share of missing values increases almost continuously over time. Due to the introduction of the new occupation code in 2011, the share even temporarily strongly increased to around 51%. Since 2014, however, the proportion of missing values in the BeH has levelled off at around 40%.</p> <p>Missing values occur particularly frequently in the following groups: marginal part-time employees, part-time workers, foreign employees and workers from Eastern German. The reason for this is that the variable is not of particular importance as regards social security contributions (see Meinken/Koch, 2004, p. 63).</p> <p>The introduction of the new occupation code is associated with a break in the data that goes beyond the mere conversion of the key and can possibly be explained by updating effects during the changeover of the payroll accounting software at the reporting establishments.</p> <p>For the variable “Vocational training (imputed)” (ausbildung_imp, see Section 6.4.9), a method was applied to correct missing values or inconsistent changes of the training variable. However, this variable is only filled in the source BeH and has different categories than the variable ausbildung.</p> <p>2) ASU, MTH</p> <p>As a result of the switchover from coArb to VerBIS it is not possible to distinguish correctly between “no completed vocational training” and “no information available” in the ASU and MTH data sources between 2006 and 2008. A missing value in this period therefore does not necessarily mean that the person has no vocational training or that there is no information available on vocational education and training, but may also mean that it was not possible to apply the relevant data generation procedure. In the source MTH, older categories partially still occur even after 1 July 2006.</p> <p>3) XASU, XMTH</p> <p>The degree of completeness in the XASU and the XMTH is generally low.</p>

6.4.9 Vocational training (imputed) (ausbildung_imp)

Category	Description
Variable label	vocational training (imputed)
Variable name	ausbildung_imp
Category	personal variables
Origin	BeH
Data type	numerical
Detailed description	<p>The variable Vocational training (imputed) is a supplement to the variable Vocational training (ausbildung) and contains additional and harmonized information on the vocational training of employees for BeH spells. The variable thus offers a solution to the problems concerning the variable Vocational training (ausbildung) described in Section 6.4.8. The imputation procedure is described in Thomsen et al. (2018), which is based on the work of Fitzenberger et al. (2016). As the variable only uses the training information from BeH notification and because the educational categories of the old and the new occupation codes had to be harmonized for the variable Vocational training (ausbildung), the variable ausbildung_imp has other categories than the variable ausbildung. A classification of the degrees in the International Standard Classification of Education (ISCED 2011) can be found in the key working tools of the RDC.</p>
Notes on quality	<p>Despite the imputation procedure, the share of missing data increases over time, reaching about 9% in 2019. The introduction of the new occupation code is associated with a break in the data that goes beyond the mere conversion of the key and can possibly be explained by updating effects during the changeover of the payroll accounting software at the reporting establishments.</p>

6.4.10 School leaving qualification (schule)

Category	Description
Variable label	school leaving qualification
Variable name	schule
Category	personal variables
Origin	BeH, ASU, XASU, MTH, XMTH
Data type	numerical
Detailed description	<p>This variable contains the school leaving qualification. Different values are possible depending on the source. A classification of the degrees in the International Standard Classification of Education (ISCED 2011) can be found in the key working tools of the RDC.</p> <p>1) BeH</p> <p>With the switch to the new occupation code in 2011 (see Section 2.3) the possible values of the variable change. The values from the old occupation code are:</p> <p>5 Grade-/lower school certificate, intermediate school or equivalent qualification</p> <p>8 Completion of education at a specialised upper secondary school/completion of higher education at a specialised college or upper secondary school leaving certificate, A-level equivalent, qualification for university; 13 years of schooling</p> <p>9 Upper secondary school leaving certificate, A-level equivalent, qualification for university; 13 years of schooling</p> <p>With the new occupation code, the values are:</p> <p>1 No school leaving certificate</p>

Category	Description
	<p>4 Lower secondary school certificate/ grade school certificate</p> <p>6 Intermediate school leaving certificate</p> <p>8 Completion of education at a specialised upper secondary school/completion of higher education at a specialised college or upper secondary school leaving certificate, A-level equivalent, qualification for university; 13 years of schooling</p> <p>The differentiation options in lower secondary education were thus expanded (1, 4, 6 instead of 5 previously), while those in upper secondary education were reduced (8 and 9 now combined under 8).</p> <p>2) ASU, XASU, MTH, XMTH</p> <p>The following values are possible for these data sources:</p> <p>1 No school leaving certificate</p> <p>4 Lower secondary school certificate/ grade school certificate</p> <p>6 Intermediate school leaving certificate</p> <p>7 Completion of education at a specialised upper secondary school/completion of higher education at a specialised college</p> <p>9 Upper secondary school leaving certificate, A-level equivalent, qualification for university; 13 years of schooling</p> <p>They are valid at the beginning of the period of job-search or participation in a measure. In the case of people seeking an apprenticeship position, the variable may also contain the school qualification they are working towards in the XASU data source.</p>
Notes on quality	<p>1) BeH</p> <p>The degree of completeness in the BeH has been decreasing continuously over time and seems to have levelled off at under 2/3 in recent years. The introduction of the new occupation code is associated with a break in the data that goes beyond the mere conversion of the key and can possibly be explained by updating effects during the changeover of the payroll accounting software at the reporting establishments.</p> <p>2) ASU, XASU, MTH, XMTH</p> <p>In the XASU and the XMTH the degree of completeness increases continuously and has levelled off at over 75% since 2018 (XASU) and 2015 (XMTH), respectively. In the ASU and the MTH the degree of completeness is generally high.</p>

6.5 Information on employment, benefit receipt and job search

6.5.1 Daily wage/daily benefit (tentgelt)

Category	Description
Variable label	daily wage/daily benefit
Variable name	tentgelt
Category	information on employment, benefit receipt and job search
Origin	BeH, LeH
Data type	numerical
Detailed description	<p>1) BeH</p> <p>In BeH observations, this variable shows the employee's gross daily wage. It is calculated from the fixed-period wages reported by the employer and the duration of the (unsplit) original notification period in calendar days. The daily wage is shown in euros.</p>

Category	Description
	<p>Until 1998, employers in principle only reported the earnings which were subject to social security contributions. Earnings below the marginal part-time income threshold were not reported. Earnings exceeding the upper earnings limit for statutory pension insurance are only reported up to this limit. There are two upper earnings limits in the statutory pension insurance scheme. The earnings limit of the miners' pension insurance is generally higher than the earnings limit of the pension insurance for wage and salary earners. However, it is not possible to differentiate between these two insurance providers in the data.</p> <p>Since the inclusion of marginal part-time employees in the employment notification procedure on 1 April 1999, earnings below the marginal part-time income threshold have also been recorded; the upper earnings limit still applies as the upper ceiling. In some cases, however, the reported earnings nonetheless exceed the upper earnings limit. Generally, this can probably be attributed to the payment of annual bonuses which the employer can add to the regular earnings in the annual, employment interruption or end of employment notifications. In this case, it is irrelevant whether the upper earnings limit in the statutory pension insurance which is decisive for the notification period is exceeded as a result of this addition. However, such earnings notifications could also be due to incorrect details in the employment period. (The earnings information, however, may be considered less error-prone due to its insurance relevance.) The marginal part-time income threshold and the upper earnings limit for statutory pension insurance differ from year to year as well as between eastern and western Germany (the decisive factor is the location of the establishment). An overview of these limits and thresholds can be found https://fdz.iab.de.</p> <p>A daily wage reported as 0 euros can be put down to "employment interruption notifications". During these periods, the employment relationship continues to exist in legal terms, but without pay. This is the case for periods of illness after the end of continued payment of wages, for periods of maternity leave and for sabbaticals.</p> <p>From 2013 onwards, the number of notifications with a reason for deregistration of 54 (notification of a one-off wage) increases sharply (see Section 6.5.12). It is likely that special payments which were reported with the annual declarations before 2013 are now reported separately. It is therefore advisable to add these variable one-time payments to the corresponding wages for simultaneous employment episodes within the same establishment when analysing wages over time.</p> <p>The daily wage is shown with two decimal places. All values greater than 0 and smaller than 0.01 were rounded up to 0.01. This makes it possible to identify the above-mentioned employment interruption notifications with the condition daily wage = 0.</p> <p>2) LeH</p> <p>For LeH observations, the variable shows the daily benefit rate, converted into euros in each case. It must be taken into account that for observations with an original end date prior to 1 January 1998 the daily benefit rate applies to working days (i.e., including Saturdays but excluding Sundays and public holidays), while for observations with an original end date from 1 January 1998 onwards it applies to calendar days.</p> <p>Since 1 January 2005, a daily benefit rate reported as 0 euros can be put down to benefit suspension periods or interruptions of benefit payments. If a reason for end of benefit is reported for an observation with a daily benefit rate equal to 0, then it is a notification of interruption of benefit payments. In the case of observations that reflect a period of benefit suspension, the entitlement is the same as before the start of the benefit suspension period.</p>

6.5.2 Occupation - current/most recent (KldB 1988) (beruf)

Category	Description
Variable label	occupation – current/most recent (KldB 1988)
Variable name	beruf
Category	information on employment, benefit receipt and job search
Origin	BeH, ASU, XASU, MTH
Data type	numerical
Detailed description	<p>1) BeH</p> <p>The occupational title of the job performed by the employee during the notification period is a component of the 'employment details' submitted by the employer. If more than one job title with different classification codes applies to one employee, the employer is required to select the job title that best defines the main activity performed (see BA 2005, p. V).</p> <p>For this, the employer encodes the employee's job in accordance with the "Classification of Occupations. Systematic and Alphabetical Directory of Job Titles" (published by the Federal Employment Agency, Nuremberg, 1988), which contains approx. 25,000 job titles. The occupational classification consists of a 3-digit code and comprises about 330 values.</p> <p>Employment notifications with an end date later than 30 November 2011 are reported using the new occupation code 2010 (KldB2010) (see Section 5.3). These values are transcoded to the KldB1988 via a priority switch. This results in inaccuracies.</p> <p>2) ASU, XASU, MTH</p> <p>The variable contains the occupation of the last job. See 1) with regard to the occupation code.</p>
Notes on quality	<p>1) BeH</p> <p>There is a considerable increase in the number of missing values in 2011 due to the change in the occupation code. A similar accumulation of missing values occurs in 1991 due to reunification.</p> <p>The introduction of the new occupation code is associated with a break in the data that goes beyond the mere conversion of the key and can possibly be explained by updating effects during the changeover of the payroll accounting software at the reporting establishments.</p> <p>2) ASU, MTH</p> <p>The variable is only filled after 2011 if the last activity was still reported according to the old occupation code. The degree of completeness decreases continuously from year to year. After 2016, it is under 10%.</p> <p>3) XASU</p> <p>The occupation variable is not filled for almost the entire period available.</p>

6.5.3 Occupational group - current/most recent (KldB 2010), 3-digit (beruf2010_3)

Category	Description
Variable label	occupational group - current/most recent (KldB 2010), 3-digit
Variable name	beruf2010_3
Category	information on employment, benefit receipt and job search
Origin	BeH, LeH, ASU, XASU, MTH
Data type	numerical

Category	Description
Detailed description	<p>1) BeH</p> <p>The occupational title of the job performed by the employee during the notification period is a component of the 'employment details' submitted by the employer. If more than one job title with different classification codes apply for one employee, the employer is required to select the job title that best defines the main activity performed (see Bundesagentur für Arbeit, 2005, p. V).</p> <p>For this the employer encodes the employee's job in accordance with the "Classification of Occupations 2010" (Klassifikation der Berufe 2010, KldB2010, Bundesagentur für Arbeit, 2011). The occupational class consists of a 5-digit code and comprises about 1300 values. The less detailed occupational group is recorded by the first three digits of the code. The skill level required for a job, which is recorded in the fifth digit of the codes in the KldB2010, is made available separately in the variable 'level of requirement' (niveau).</p> <p>Employment notifications with an end date earlier than 30 November 2011 are reported using the old occupation code 1988 (KldB 1988) (see Section 5.3). These values are recoded to the KldB2010 by transferring the key area. As the new occupation code is considerably more detailed than the old one, this results in substantial inaccuracies. This must be taken into account when analysing the data.</p> <p>2) LeH, ASU, XASU, MTH</p> <p>The variable contains the occupation of the last job. See 1) with regard to the occupation code.</p>
Notes on quality	<p>1) BeH</p> <p>There is a considerable increase in the number of missing values in 2011 due to the change in the occupation code. A similar accumulation of missing values occurs in 1991 due to reunification. The introduction of the new occupation code is associated with a break in the data that goes beyond the mere conversion of the key and can possibly be explained by updating effects during the changeover of the payroll accounting software at the reporting establishments.</p> <p>2) LeH</p> <p>This variable was previously not filled in the LeH, since the occupational data in that source was of poor quality. By now, the occupation in the LeH is adopted from the job seeker history, leading to an increase in quality.</p> <p>3) XASU</p> <p>The variable is not filled for almost the entire period available.</p>

6.5.4 Occupational sub-group - current/most recent (KldB 2010), 4-digit (beruf2010_4)

Category	Description
Variable label	occupational sub-group - current/most recent (KldB 2010), 4-digit
Variable name	beruf2010_4
Category	information on employment, benefit receipt and job search
Origin	BeH, LeH, ASU, XASU, MTH
Data type	numerical
Detailed description	<p>1) BeH</p> <p>The occupational title of the job performed by the employee during the notification period is a component of the 'employment details' submitted by the employer. If more than one job title with different classification codes apply for one employee, the employer is required to select the job title that best defines the main activity performed (see Bundesagentur für Arbeit, 2005, p. V).</p> <p>For this the employer encodes the employee's job in accordance with the "Classification of Occupations 2010" (Klassifikation der Berufe 2010, KldB2010,</p>

Category	Description
	<p>Bundesagentur für Arbeit, 2011). The occupational class consists of a 5-digit code and comprises about 1300 values. The less detailed occupational sub-group is recorded by the first four digits of the code. The skill level required for a job, which is recorded in the fifth digit of the codes in the KldB2010, is made available separately in the variable 'level of requirement' (niveau).</p> <p>Employment notifications with an end date earlier than 30 November 2011 are reported using the old occupation code 1988 (KldB 1988) (see Section 5.3). These values are recoded to the KldB2010 by transferring the key area. As the new occupation code is considerably more detailed than the old one, this results in substantial inaccuracies. This must be considered when analysing the data.</p> <p>2) LeH, ASU, XASU, MTH</p> <p>The variable contains the occupation of the last job. See 1) with regard to the occupation code.</p>
Notes on quality	<p>1) BeH</p> <p>There is a considerable increase in the number of missing values in 2011 due to the change in the occupation code. A similar accumulation of missing values occurs in 1991 due to the reunification. The introduction of the new occupation code is associated with a break in the data that goes beyond the mere conversion of the key and can possibly be explained by updating effects during the changeover of the payroll accounting software at the reporting establishments.</p> <p>2) LeH</p> <p>This variable was previously not filled in the LeH, since the occupational data in that source was of poor quality. By now, the occupation in the LeH is adopted from the job seeker history, leading to an increase in quality.</p> <p>3) XASU</p> <p>The variable is not filled for almost the entire period available.</p>
Anonymisation	<p>Due to its particular sensitivity with regard to data privacy, this sensitive variable is only made available on application and only in well-founded cases. By default, only the coarsened variable (beruf2010_3) is provided.</p>

6.5.5 Level of requirement - current/most recent job (KldB 2010) (niveau)

Category	Description
Variable label	level of requirement - current/most recent (KldB 2010)
Variable name	niveau
Category	information on employment, benefit receipt and job search
Origin	BeH, LeH, ASU, XASU, MTH
Data type	numerical
Detailed description	<p>1) BeH</p> <p>The occupational title of the job performed by the employee during the notification period is a component of the 'employment details' submitted by the employer. If more than one job title with different classification codes apply for one employee, the employer is required to select the job title that best defines the main activity performed (see Bundesagentur für Arbeit, 2005, p. V).</p> <p>For this the employer encodes the employee's job in accordance with the "Classification of Occupations 2010" (Klassifikation der Berufe 2010, KldB2010, Bundesagentur für Arbeit, 2011). The occupational class consists of a 5-digit code and comprises about 1300 values. The less detailed occupational sub-group is recorded by the first four digits of the code. The skill level required for a job, which is recorded in the fifth digit of the codes in the KldB2010, is made available separately in the variable 'level of requirement' (niveau).</p>

Category	Description
	<p>Employment notifications with an end date earlier than 30 November 2011 are reported using the old occupation code 1988 (KldB 1988) (see Section 5.3). These values are recoded to the KldB2010 by transferring the key area. As the new occupation code is considerably more detailed than the old one, this results in substantial inaccuracies. This must be taken into account when analysing the data.</p> <p>2) LeH, ASU, XASU, MTH</p> <p>The variable contains the occupation of the last job. See 1) with regard to the occupation code.</p>
Notes on quality	<p>1) BeH</p> <p>There is a considerable increase in the number of missing values in 2011 due to the change in the occupation code. A similar accumulation of missing values occurs in 1991 due to the reunification. The introduction of the new occupation code is associated with a break in the data that goes beyond the mere conversion of the key and can possibly be explained by updating effects during the changeover of the payroll accounting software at the reporting establishments.</p> <p>2) LeH</p> <p>This variable was previously not filled in the LeH, since the occupational data in that source was of poor quality. By now, the occupation in the LeH is adopted from the job seeker history, leading to an increase in quality.</p> <p>3) XASU</p> <p>The variable is not filled for almost the entire period available.</p>

6.5.6 Part-time (teilzeit)

Category	Description
Variable label	part-time
Variable name	teilzeit
Category	information on employment, benefit receipt and job search
Origin	BeH
Data type	numerical
Detailed description	The variable “Part-time” (teilzeit) distinguishes between full-time and part-time employees. The decisive factor is the ratio between the contracted hours and the usual working hours in the establishment.
Notes on quality	<p>There is a considerable increase in the number of missing values in 2011 due to the change in the reporting procedure. In order to reduce this problem, the working hours were imputed at the IAB for the period in question. Further information about the procedure can be found in Ludsteck/Thomsen (2016). A similar accumulation of missing values occurs in 1991 due to the reunification. No imputation is performed here.</p> <p>The introduction of the new occupation code is associated with a break in the data that goes beyond the mere conversion of the key and can possibly be explained by updating effects during the changeover of the payroll accounting software at the reporting establishments.</p> <p>For a more detailed discussion of the problem and a possible corrective approach, see Fitzenberger/Seidlitz (2020).</p>

6.5.7 Occupational status and working hours (stib)

Category	Description
Variable label	occupational status and working hours
Variable name	stib

Category	Description
Category	information on employment, benefit receipt and job search
Origin	BeH
Data type	numerical
Detailed description	<p>The employee's occupational status during the notification period is reported by the employer as part of the "employment details". The variable "occupational status and working hours" distinguishes between full-time and part-time employees. The decisive factor for this differentiation is the ratio between the contracted hours and the usual working hours in the establishment. For part-time employees the variable only indicates whether their working hours exceed a certain threshold. Until 1978, this threshold was 20 hours of work per week, between 1979 and 1987 it was 15 hours per week and since 1988 it is 18 hours per week.</p> <p>The variable only provides information regarding the occupational status for full-time employees, distinguishing among other things between blue-collar and white-collar employees in full-time employment and apprentices. The distinction between (full-time) blue-collar and white-collar employees is solely based on the type of compulsory pension insurance (Federal Social Insurance Office for Salaried Employees – BfA – for white collar workers, and State Social Insurance Office – LVA – for blue-collar workers). Master craftsmen and foremen are only included in a separate category if they are compulsorily insured in the workers' pension insurance. The assignment of a master craftsman or foreman to the blue-collar or white-collar employees can only be made via the respective pension provider. The "employees in vocational training" category covers not only apprentices, volunteers and interns but also semi-skilled trainees, students at colleges for health occupations and participants in subsidised further vocational training, retraining and induction training.</p> <p>If more than one code is eligible for an employee, the employer is required to classify the job according to the activity which is predominantly performed. If this cannot be determined clearly, the code of the higher occupational status is to be entered (see BA 2005, p. VI).</p> <p>Owing to the introduction of the new occupation code (see Section 2.3), however, this distinction is no longer possible. The variable "stib" is therefore only filled for notifications which date back to before the introduction of the new occupation code.</p>
Notes on quality	<p>There is a considerable increase in the number of missing values in 2011 due to the change in the reporting procedure. In order to reduce this problem, the working hours were imputed at the IAB for the period in question. Further information about the procedure can be found in Ludsteck/Thomsen (2016). An extended application of the correction approach is discussed and offered in Fitzenberger/Seidlitz (2020). A similar accumulation of missing values occurs in 1991 due to the reunification. No imputation is performed here.</p>

6.5.8 Employment status (erwstat)

Category	Description
Variable label	employment status
Variable name	erwstat
Category	information on employment, benefit receipt and job search
Origin	BeH, LeH, LHG, ASU, XASU, MTH, XMTH
Data type	numerical

Category	Description
Detailed description	<p>This variable takes on different values with different meanings for each data source.</p> <p>1) BeH</p> <p>For BeH observations, the variable ‘employment status’ corresponds to the person group recorded in the new notification procedure (DEÜV) from 1 January 1999 onwards. It indicates contribution- or benefit-related particularities of the employment relationship.</p> <p>If multiple codes apply to an employment notification, the smallest must be indicated by the reporting employer. The majority of these cases are employment relationships subject to social security contributions without any distinctive characteristics, which are recorded under code number 101. Accordingly, it is possible that these employment relationships are slightly overestimated.</p> <p>The notification procedure stipulates that changes in the employment status - e.g., when an apprentice is taken on by his/her training company after completing his/her vocational training - must be indicated by a new notification.</p> <p>The person group can be contained in employment notifications that refer to the years prior to 1999 but were not received until 1999 or later. For notifications which were received before 1999, an attempt is made to allocate the notifications to the person groups on the basis of certain rules and with the aid of the vocational education and training', 'occupational status and working hours' and 'occupation' variables as well as other information. In many cases, however, conclusive allocations are not possible. These remaining notifications were assigned to the group of persons "Employees subject to social security contributions without any distinctive characteristics" (101).</p> <p>Since 1 April 1999, employees in marginal part-time employment have also been recorded in the DEÜV notification procedure. This person group can be distinguished via the values 109 and 209. For employees in marginal part-time employment, no data prior to the introduction of the notification obligation in 1999 could be collected.</p> <p>2) LeH</p> <p>For LeH observations, the variable ‘employment status’ contains the grouped benefit type. Thus, it is possible to distinguish whether a person receives unemployment benefit, unemployment assistance or maintenance allowance or whether contributions to private long-term care insurance are paid by the BA. With the introduction of unemployment benefit II in 2005, unemployment assistance, maintenance allowance and the contributions to private long-term care insurance are omitted.</p> <p>3) LHG</p> <p>For LHG spells, the variable shows whether the person is underage and able to work, adult and able to work, or unable to work and beyond the retirement pension limit.</p> <p>Since the reporting logic would make it possible to re-identify the exact date of birth in many cases, the original dates were changed by means of the anonymization procedure described in Section 3.1.9.</p> <p>4) ASU, XASU</p> <p>For ASU/XASU observations, the ‘employment status’ variable reports the job search status.</p> <p>A distinction is made between those who are "unemployed and seeking work", "not unemployed and seeking work", "seeking advice" and "not seeking work". Applicants who only want advice from the BA are considered as “seeking advice”. In addition, there are rehabilitants and, before 2008, persons aged 58 or older who are not fully available for placement. As of 1 August 2016, this may also include</p>

Category	Description
	<p>persons who no longer require support, but who are nevertheless still under the job center's care.</p> <p>"Not seeking work" mainly subsumes persons of whom activation or placement cannot be reasonably expected according to § 10 SGB II. Similarly, persons with an incapacity to work of more than 42 days who continue to receive ALG II are listed in the system under this status.</p> <p>Since the reporting logic would make it possible to re-identify the exact date of birth in many cases, the original dates were changed by the anonymization procedure described in Section 3.1.9.</p> <p>5) MTH, XMTH</p> <p>For observations in the MTH and the XMTH, the 'employment status' variable indicates the measure-type category. This is the highest level in the hierarchy of the measure-type classifications of the BA.</p>
Notes on quality	<p>1) LHG</p> <p>In the LHG it can be observed that there is an above-average number of 15-year-olds and to a lesser extent 16- and 17-year-olds classified as unable to work. 15- and 16-year-old benefit recipients of the authorised municipalities may therefore be under-represented, as 'individuals who are unable to work' are not included in the IEB.</p> <p>In some cases, there may be conflicting information on a person's ability to work if he or she is a member of different benefit units (BGs) at the same time. A possible reason for this is the determination of the ability to work by the job center specialist supervising the BG or by the respective responsible medical services. They can come to different results or document these at different times. A further reason may be different birthday records for simultaneous BG customers, which may affect the status of their ability to work.</p> <p>2) ASU, XASU</p> <p>The categories "seeking advice" and "not seeking work" have only existed since the introduction of VerBIS (see Section 5.6). Due to late notifications, however, entries before 2006 can also be found. The characteristic "not seeking work" is considered to be under-recorded before 2008. In the XASU, the quality of status determination is partly limited for some institutions, especially in the first years.</p>

6.5.9 Transition zone (gleitz)

Category	Description
Variable label	transition zone
Variable name	gleitz
Category	information on employment, benefit receipt and job search
Origin	BeH
Data type	numerical
Detailed description	<p>This variable is only available from 2003 onwards and only for BeH observations. It indicates whether the employment notification relates to employment in the low-wage sector, within the so-called transition zone (in German "Gleitzone" since July 2020 "Uebergangsbereich"), (so-called midi jobs). Employees only have to pay a reduced overall social security contribution. As employees with earnings in the transition zone can voluntarily pay the "regular" social security contribution, not all employees with corresponding earnings are automatically classified as being in the transition zone.</p> <p>The transition zone is based on gross pay and changes over time: 01.04.2003 to 31.12.2012: € 400.01 to € 800.00</p>

Category	Description
	<p>01.01.2013 to 30.06.2019: € 450.01 to € 850.00</p> <p>From 01.07.2019: € 450.01 to €1,300.00</p> <p>Different lower limits exist for trainees and employees in voluntary services. In the case of several employment relationships, assignment to the transition zone is based on the total gross pay.</p> <p>The corresponding legislation has been in force since 1 April 2003.</p>

6.5.10 Temporary agency work (leih)

Category	Description
Variable label	temporary agency work
Variable name	leih
Category	information on employment, benefit receipt and job search
Origin	BeH
Data type	numerical
Detailed description	<p>The variable reports whether the person's employment is a temporary job via an employment agency. The employee is recorded with the establishment that provides the social security notifications and this is the establishment which leases out the employee (not the establishment that the employee physically works in). The variable is derived from the occupation code 2010 and is only available for notifications with an end date later than 30 November 2011.</p>
Notes on quality	<p>There is a considerable increase in the number of missing values in 2011 due to the change in the reporting procedure. By 2012, the share of missing values is down to about 3% and decreases below 1% until 2019.</p>

6.5.11 Fixed-term contract (befrist)

Category	Description
Variable label	fixed-term contract
Variable name	befrist
Category	information on employment, benefit receipt and job search
Origin	BeH
Data type	numerical
Detailed description	<p>The variable reports whether the person's employment relationship is fixed-term or permanent. The variable is derived from the occupation code 2010 and is only available for notifications with an end date later than 30.11.2011.</p>
Notes on quality	<p>There is a considerable increase in the number of missing values in 2011 due to the change in the reporting procedure. By 2012, the share of missing values is down to about 3% and decreases below 1% until 2019.</p>

6.5.12 Reason of cancellation/notification/termination (grund)

Category	Description
Variable label	reason of cancellation/notification/termination
Variable name	grund
Category	information on employment, benefit receipt and job search
Origin	BeH, LeH, LHG, ASU, XASU
Data type	numerical
Detailed description	1) BeH

Category	Description
	<p>In BeH observations, the 'Reason of cancellation/ notification/ termination' variable indicates the reason why the employer submitted the employment notification in question to the social security agencies. However, not all of the possible reasons for submitting a notification that may occur in the context of the notification procedure are available in the IEB. For instance, the IEB only includes notifications that have information on earnings (i.e., annual, employment interruption and end of employment notifications), while initial registrations are not contained as they contain no information on earnings. However, this does not involve a loss of information, as the details from a registration are transmitted again with the following annual, employment interruption or end of employment notification.</p> <p>The reasons for submitting employment notifications are encoded according to the regulations of the notification procedure, which has been in effect since 1 January 1999 (in accordance with DEÜV) with a leading "1". To obtain the original coding, the value "100" must be subtracted from the coding in the variable.</p> <p>2) LeH</p> <p>In the LeH, this variable specifies the reason for the end of the receipt of unemployment benefits, unemployment assistance, or maintenance allowance. There is no information in the LeH about the reasons for the start of the benefit receipt, since the LeH is filled with the notifications from the employment agencies to the health insurance about completed benefit receipt durations. The values of this variable are only filled for the validity period provided by the technical or legal regulations. If values occur outside their validity period, they are converted to substitute values {value range 1173-1181} because their meaning cannot then be clarified with certainty.</p> <p>3) LHG</p> <p>The LHG observations contain the 'reason for termination of Unemployment Benefit II' and indicate the reason why current benefits have been discontinued. The 'reason for discontinuation of Unemployment Benefit II' variable refers to the individual, not to the benefit unit. If the composition receipt of a different member of the benefit union changes the observations for all members of the benefit unit terminated and started again on this date. The reason for termination of Unemployment Benefit II is only filled for the individual for whom a reason for termination is available. The variable is missing (.z) for all other members of the benefit union. This variable is valid exactly at the end of the original observation.</p> <p>4) ASU</p> <p>In the case of ASU observations, the variable contains the deregistration or exit reason. In the case of a change of legal sphere, the observation is split artificially and 'generated by data splitting' is entered as the reason for deregistration. In order to depict the reasons for deregistration correctly it is also necessary to consider the variable 'status after job search'.</p> <p>The number of values of the variable was reduced from 26 April 2003 onwards. For analyses over long periods of time, the old values can be recoded to the currently valid ones using the rules below:</p> <p>229 to 260, 230 to 260, 231 to 261, 232 to 260, 233 to 260, 234 to 260, 235 to 260, 236 to 261, 237 to 266, 238 to 266, 239 to 271, 240 to 269, 242 to 265, 243 to 270, 244 to 274, 245 to 277, 246 to 267, 247 to 267, 248 to 278, 249 to 269, 250 to 275, 251 to 274, 252 to 276, 253 to 268, 254 to 278</p> <p>5) XASU</p> <p>In the case of XASU observations, the variable contains the deregistration or exit reason. In the case of a change of legal sphere, the observation is split artificially and 'generated by data splitting' is entered as the reason for deregistration.</p>

Category	Description
Notes on quality	<p>1) BeH</p> <p>From 2013 onwards, the number of notifications with a reason for deregistration of 54 (notification of a one-off payment) increases sharply. As long as an employment relationship exists, special payments that are paid out by March of the following year can be included into the usual notifications (mostly annual notifications) for the previous year. A separate notification with a reason for deregistration of 54 is then not required. Until 2012, the annual notifications could be submitted until mid-April; since 2013, they must now be submitted by mid-February at the latest. Special payments made in February and March must now be reported separately.</p> <p>2) LHG</p> <p>The degree of completeness for the reason for notification in the LHG data sources is very small (< 20%) across all years.</p>

6.5.13 Employment status prior to job search (estatvor)

Category	Description
Variable label	employment status prior to job search
Variable name	estatvor
Category	information on employment, benefit receipt and job search
Origin	ASU, XASU
Data type	numerical
Detailed description	For ASU and XASU observations, this variable shows the employment status prior to the job search activity. If an observation within the ASU/XASU is split artificially (for instance in the case of a change of legal sphere from SGB III to SGB II), the reason for registration is reported as 'generated by data splitting'. However, this does not apply for episode splitting within the SIAB. This information does not refer to the start date of the episode, but to the start of the original time period.
Notes on quality	<p>1) ASU</p> <p>According with the change from coArb to VerBIS in 2005/2006 (see chapter 5.6), there is a clear break in the values of this variable, as consistent mapping is not possible.</p>

6.5.14 Employment status after job search (estatnach)

Category	Description
Variable label	employment status after job search
Variable name	estatnach
Category	information on employment, benefit receipt and job search
Origin	ASU
Data type	numerical
Detailed description	<p>The variable contains the person's status after leaving unemployment. Longer periods of illness can be identified via this variable.</p> <p>The values are classified as follows:</p> <ul style="list-style-type: none"> • 1000s: measure (assisted employment) • 2000s: non-assisted employment • 3000s: training etc. • 4000s: self-employment • 5000s: exclusion • 6000s: other

Category	Description
Notes on quality	1) ASU According with the change from coArb to VerBIS in 2005/2006 (see chapter 5.6), there is a clear break in the values of this variable, as consistent mapping is not possible. However, the relative frequencies also vary over time depending on the values of the variable. Particular caution is therefore required in analyses.

6.5.15 Integration forecast (ipo)

Category	Description
Variable label	Integration forecast
Variable name	ipo
Category	information on employment, benefit receipt and job search
Origin	ASU, MTH
Data type	numerical
Detailed description	<p>The variable reports the integration forecasts assessed by the placement, counseling and integration specialist (or the pilot in SGB III) during the initial contact. The integration forecast is the result of the assessment of the client's proximity to the market. "Close to market" applies if integration is expected within six months, "not close to market" if integration is only expected to succeed after more than six months. Identifiable needs for action that can be remedied within six months do not rule out market proximity.</p> <p>The integration prognosis "integrated, but in need" is only valid for applicants from the SGB II.</p> <p>If there is only a desire for placement in training, no integration forecast is to be determined.</p> <p>This variable will be available from the end of 2016 and is the successor to the client profile (profil) variable. For the period before that, the information from the client profile is recoded into the integration forecast as follows:</p> <p>The old values 2 (market profile), 3 (empowerment profile) and 4 (incentive profile) become the new value 1 (Close to market), the old values 5 (development profile), 6 (stability profile) and 7 (benefit profile) become the new value 2 (Not close to market), the old value 8 (assignment unnecessary) becomes 3 (Assignment unnecessary) and 9 (integrated, but in need) becomes 4 (Integrated, but in need) and 1 (still undetermined) becomes .z (No entry).</p>
Notes on quality	The variable was introduced in 2016 but was mapped back to 2006 using other variables. The quality has been assessed as reliable by the BA statistics department since 2010.

6.5.16 Reason for end of previous employment (art_kuend)

Category	Description
Variable label	reason for end of previous employment
Variable name	art_kuend
Category	information on employment, benefit receipt and job search
Origin	ASU, MTH
Data type	numerical
Detailed description	This variable describes how the last employment or training relationship was terminated before a period of job search. It can therefore be used to identify job-to-job placements.

Category	Description
Notes on quality	The share of missing values is particularly high in this variable, averaging around 50%.

6.5.17 Working hours of job application (arbeitszeit)

Category	Description
Variable label	working hours of job application
Variable name	arbeitszeit
Category	information on employment, benefit receipt and job search
Origin	ASU, MTH
Data type	numerical
Detailed description	During the placement procedure, jobseekers indicate how many working hours the job they are seeking should have.

6.5.18 Residual claim/planned duration (restanspruch)

Category	Description
Variable label	residual claim/planned duration
Variable name	restanspruch
Category	information on employment, benefit receipt and job search
Origin	LeH, MTH
Data type	numerical
Detailed description	<p>The variable has a different meaning depending on the data source.</p> <p>1) LeH</p> <p>The variable contains the residual entitlement to unemployment benefit that remains after the end of the current benefit receipt period. If the period of benefit receipt ends before the maximum duration of entitlement has been reached (e.g., due to taking up employment again), a residual entitlement remains which is equivalent to the duration of benefit entitlement that was not used up. If new entitlement is acquired within five years, the duration of the residual entitlement is added to the new duration of entitlement. However, the maximum duration of entitlement for the client's age is the upper limit. If no new entitlement is acquired, the residual entitlement can be used for benefits within four years on application. If the end date of the benefit receipt is before 1 January 1998, the remaining entitlement is reported in working days, after this date it is reported in calendar days.</p> <p>This information does not refer to the start date of the episode, but to the start of the original time period.</p> <p>2) MTH</p> <p>The variable contains the planned duration of the measure.</p>
Notes on quality	<p>1) LeH</p> <p>Over the course of a benefit receipt biography, a systematic development of the remaining entitlement is to be expected. This means that the remaining entitlement at the end of a benefit period minus the duration of the subsequent period should give the remaining entitlement after the subsequent period as long as no claims have arisen or expired in the meantime. However, there may be unexpected increases or decreases in the remaining entitlement.</p> <p>These are presumably mainly caused by corrections during the processing of benefit cases. Such corrections occur, for example, if a claim was not correctly determined at the start of the benefit case due to incomplete information or if a</p>

Category	Description
	<p>remaining claim that has not yet expired was not taken into account. However, these corrections are usually only administered for the current record, i.e. there is no correction of the complete case. In addition, in individual cases the information on entitlement durations may exceed the individual upper limit according to the statutory requirements.</p> <p>2) MTH</p> <p>In very few cases, the planned duration of the measure contains negative values or values greater than 5 years. These cases are recoded to missing (.z).</p>

6.5.19 Type of provider (traeger)

Category	Description
Variable label	type of provider
Variable name	traeger
Category	information on employment, benefit receipt and job search
Origin	LHG, ASU, XASU, MTH, XMTH
Data type	numerical
Detailed description	<p>The variable contains the type of institution responsible for implementing Unemployment Benefit II (LHG), the type of institution providing the measure (MTH/XMTH) or the institution responsible for managing the applicant profile (ASU/XASU). The variable contains not only the “Bundesagentur für Arbeit (BA)” as the type of institution responsible for implementing Social Code Book III (SGB III), but also three types of institution responsible for implementing Social Code Book II (SGB II). For further information see Section 2.5. The type of institutions responsible for implementing SGB II may change over time (e.g., from a cooperation of an employment agency and a municipality to a municipality exercising its duties separately, or from joint facilities to an authorised municipality). It must also be taken into account that the district territories covered by the institutions are not always distinct and thus may not necessarily correspond to the boundaries of the districts. The same applies for the employment agencies.</p>

6.5.20 Start date of unemployment (alo_beg)

Category	Description
Variable label	start date of unemployment
Variable name	alo_beg
Category	information on employment, benefit receipt and job search
Origin	LeH, LHG, ASU, XASU, MTH, XMTH
Data type	numerical
Detailed description	<p>The variable reports the start date of an uninterrupted sequence of periods of unemployment and is valid at the beginning of the observation.</p> <p>The following gaps do not result in an interruption of the period of unemployment:</p> <ul style="list-style-type: none"> any gap lasting seven days or less periods of illness lasting up to 42 days

6.5.21 Duration of unemployment (alo_dau)

Category	Description
Variable label	duration of unemployment

Category	Description
Variable name	alo_dau
Category	information on employment, benefit receipt and job search
Origin	ASU, XASU
Data type	numerical
Detailed description	<p>The variable is filled for all sources and considers unemployment episodes (ALO) from ASU- and XASU for the calculation. The variable reports the duration (in days) of an uninterrupted sequence of periods of unemployment and is valid at the beginning of the observation (begepi).</p> <p>The following gaps do not result in an interruption of the period of unemployment:</p> <ul style="list-style-type: none"> • any gap lasting seven days or less • periods of illness lasting up to 42 days <p>However, when calculating the duration these gaps are not considered. Therefore, the duration in this variable may differ from the result of the duration calculation based on the "Start date of unemployment".</p> <p>Prior to 1997, the value "0" does not mean that the individual was not unemployed, as the ASU/XASU sources are not available here.</p>

6.6 Location data

6.6.1 Place of residence - district (Kreis) (wo_kreis)

Category	Description
Variable label	place of residence - district (Kreis)
Variable name	wo_kreis
Category	location data
Origin	BeH, LeH, LHG, ASU, XASU, MTH, XMTH
Data type	numerical
Hierarchy	federal state district
Detailed description	<p>In BeH and LeH observations, the place of residence at district level is only available for the years from 1999 onwards. The variable indicates the district (urban district or rural district) in which the social security contributor lives. The first two digits of the 5-digit district code (Kreisschlüssel) show the code for the federal state (Bundesland, NUTS 1), and positions 1-3 indicate the regional authority (Regierungsbezirk, NUTS 2). Federal states without a regional authority have a 0 in the third position. In the NUTS classification (Nomenclature des unités territoriales statistiques) of the European Union, districts correspond to the level NUTS 3.</p> <p>For the LHG and XASU sources, the place of residence applies to the whole period of the original observation. For the ASU, LeH, MTH and XMTH, the variable contains the place of residence at the beginning of the original period of time. This means that the longer the spell lasts, the higher the risk that the place of residence will become obsolete and that the information given for later dates will be incorrect.</p> <p>In order to guarantee consistent regional allocations across the entire observation period, the information on the district was recoded with reference to the territorial allocation of 31 December 2020 for all sources, i.e. in all calendar years, a place of residence is assigned to a district in accordance with the boundaries that the district had on 31 December 2020. As the district boundaries have changed over time, cases would occur in which the district code changes without the individual</p>

Category	Description
	concerned having relocated if the territorial allocations of the districts were not updated.
Notes on quality	<p>There are inaccuracies in the information provided in the BeH for some employees with regard to where they live. The reporting requirement does not clarify which residence - main or secondary residence with predominant residence - is to be reported by the employer. In the employment history, this can lead to the impression of "long-distance commuters" between the registered main residence and the place of work, even though the person is in fact employed at the secondary residence, i.e. does not actually commute.</p> <p>In the year 2015, the BeH data show a reduction in the change of residence of approx. 10-15% compared to the usual level of the surrounding years, with regional differences occurring. It has not yet been possible to determine the exact reason for this deviation.</p>
Anonymisation	Due to its particular sensitivity with regard to data privacy, this sensitive variable is only made available on application and only in well-founded cases. By default, only the coarsened variable (wo_bula) is provided.

6.6.2 Place of residence - federal state (Bundesland) (wo_bula)

Category	Description
Variable label	place of residence - federal state (Bundesland)
Variable name	wo_bula
Category	location data
Origin	BeH, LeH, LHG, ASU, XASU, MTH, XMTH
Data type	numerical
Hierarchy	federal state district
Detailed description	<p>This variable is an aggregation of the "district" variable to the 16 German federal states.</p> <p>In BeH and LeH observations, the federal state of the place of residence is only available for the years from 1999 onwards. Further information on the district of the place of residence can be found under Place of residence: district (Kreis).</p>

6.6.3 Place of residence - employment agency (Arbeitsagentur) (wo_aa)

Category	Description
Variable label	place of residence - employment agency (Arbeitsagentur)
Variable name	wo_aa
Category	location data
Origin	BeH, LeH, LHG, ASU, XASU, MTH, XMTH
Data type	numerical
Hierarchy	regional directorate employment agency
Detailed description	<p>From 1999 onwards, this variable contains the agency district of the employment agency that is responsible for the employee's / BA client's place of residence. This information is determined from the residence address. For the LHG and XASU data sources, the place of residence is valid for the period of the original observation. In the case of the BeH, LeH, ASU, MTH and XMTH, the variable contains the place of residence at the start of the period of unemployment or job search. Accordingly, the longer the spell lasts, the higher the risk that the place of residence will become obsolete and that the information given for later dates will be incorrect. For the BeH and LeH, it is available from 1999 onwards.</p>

Category	Description
	<p>In order to guarantee consistent regional allocations across the entire observation period, the information on the agency district was recoded to the territorial allocation of 31 December 2020 for all data sources, i.e. in all calendar years, a place of residence is assigned to an agency district in accordance with the boundaries that the agency district had on 31 December 2020. As the boundaries of the agency district have changed over time, cases would occur in which a person's employment agency area changes without him/her having relocated if the territorial allocations were not updated.</p> <p>Berlin constitutes a problematic case with regard to updating territorial allocations, however: The boundaries of Berlin's employment agency areas have been changed repeatedly over the years, which could not be fully corrected even by recoding the territorial allocations. Berlin should preferably be analysed as a unit and not separately for East and West, because since the territorial reform of the employment offices in Berlin on 1 July 1997 their clear allocation to East and West is no longer possible. The BA statistics uniformly assigns Berlin to the East. Prior to 1999 the variable contains the employment agency that last processed the case of benefit receipt. It is not determined from the residence address and is only available for the LeH data source. Moreover, it is not possible to update the territorial allocations. This must be taken into account when conducting calculations over time (e.g., regional unemployment figures).</p>
Anonymisation	Owing to its particular sensitivity with regard to data privacy, this variable is only made available in non-aggregated form on application and only in well-founded cases. Otherwise, only the area of the regional directorate in which the social security contributor's place of residence is located is shown.

6.6.4 Place of residence - regional directorate (Regionaldirektion) (wo_rd)

Category	Description
Variable label	place of residence - regional directorate (Regionaldirektion)
Variable name	wo_rd
Category	location data
Origin	BeH, LeH, LHG, ASU, XASU, MTH, XMTH
Data type	numerical
Hierarchy	regional directorate employment agency
Detailed description	This variable is an aggregation of the variable 'place of residence: employment agency' at the level of the regional directorates. Further information can be found there.

6.7 Establishment variables

6.7.1 Classification of economic activities 73 (w73_3)

Category	Description
Variable label	classification of economic activities 73
Variable name	w73_3
Category	establishment variables
Origin	BHP
Data type	numerical
Hierarchy	division (1-digit code) group (2-digit code) class (3-digit code) of economic activity

Category	Description
Detailed description	<p>This variable indicates the economic activity as a 3-digit code in accordance with the WS73 classification and is available from 1975 up to and including 2002. WS73 stands for the “Classification of Economic Activities for the Statistics of the Federal Employment Services, edition 1973” (“Klassifikation der Wirtschaftszweige für die Statistik der Bundesagentur für Arbeit, 2009”). Using a 3-digit code, the classification distinguishes between 269 classes of economic activity, whereby the first digit of the code defines the division of economic activity of a total of 10, and the first two digits together define the particular group of economic activity of a total of 95.</p> <p>Each establishment is only assigned one code. The assignment to the relevant class of economic activity is carried out under consideration of the institutional orientation of the establishment.</p>

6.7.2 Classification of economic activities 93, sub-classes (w93_5)

Category	Description
Variable label	classification of economic activities 93, sub-classes
Variable name	w93_5
Category	establishment variables
Origin	BHP
Data type	numerical
Hierarchy	section (1-digit code) division (2-digit code) group (3-digit code) class (4-digit code) sub-class (5 digit code) of economic activity
Detailed description	<p>This variable indicates the economic activity as a 5-digit code in accordance with the WZ93 classification and is available from 1999 up to and including 2003. WZ93 stands for the “Classification of Economic Activities for the Statistics of the Federal Employment Services, edition 1993” (“Klassifikation der Wirtschaftszweige für die Statistik der Bundesanstalt für Arbeit, Ausgabe 1993”). The WZ93 is based on the Statistical Classification of Economic Activities in the European Community NACE Rev. 1 („Nomenclature générale des activités économiques dans les communautés européennes“) which has four levels the first two of which are based on the international standard ISIC Rev. 3 („International Standard Industrial Classification of All Economic Activities“).</p> <p>Each establishment is only assigned one code. If an establishment is active in different economic sectors, the main economic activity should be reflected.</p>
Anonymisation	Owing to its particular sensitivity with regard to data protection legislation, this variable is only made available in non-aggregated form on application and only in well-founded cases. Otherwise, the economic activity is only shown as the 3-digit code (w93_3).

6.7.3 Classification of economic activities 93, groups (w93_3)

Category	Description
Variable label	classification of economic activities 93, groups
Variable name	w93_3
Category	establishment variables
Origin	BHP
Data type	numerical
Hierarchy	section (1-digit code) division (2-digit code) group (3-digit code) class (4-digit code) sub-class (5 digit code) of economic activity

Category	Description
Detailed description	<p>This variable indicates the economic activity as a 3-digit code in accordance with the WZ93 classification and is available from 1999 up to and including 2003. WZ93 stands for the “Classification of Economic Activities for the Statistics of the Federal Employment Services, edition 1993” (“Klassifikation der Wirtschaftszweige für die Statistik der Bundesanstalt für Arbeit, Ausgabe 1993”). The WZ93 is based on the Statistical Classification of Economic Activities in the European Community NACE Rev. 1 („Nomenclature générale des activités économiques dans les communautés européennes“) which has four levels the first two of which are based on the international standard ISIC Rev. 3 („International Standard Industrial Classification of All Economic Activities“).</p> <p>Each establishment is only assigned one code. If an establishment is active in different economic sectors, the main economic activity should be reflected.</p>

6.7.4 Classification of economic activities 03, sub-classes (w03_5)

Category	Description
Variable label	classification of economic activities 03, sub-classes
Variable name	w03_5
Category	establishment variables
Origin	BHP
Data type	numerical
Hierarchy	section (1-digit code) division (2-digit code) group (3-digit code) class (4-digit code) sub-class (5-digit code) of economic activity
Detailed description	<p>This variable indicates the economic activity as a 5-digit code in accordance with the WZ03 classification and is available from 2003 up to 2008. WZ03 stands for the “Classification of Economic Activities, Edition 2003” (“Klassifikation der Wirtschaftszweige Ausgabe 2003”) of the Federal Statistical Office (eds.). Like the WZ93, the WZ03 is based on the Statistical Classification of Economic Activities in the European Community NACE Rev. 1 (see description of variables w93_3, w93_5). The classifications of the economic activity have been updated, but the structure of the WZ93 has been largely retained.</p> <p>Each establishment is only assigned one code. If an establishment is active in different economic sectors, the main economic activity should be reflected.</p>
Anonymisation	Owing to its particular sensitivity with regard to data protection legislation, this variable is only made available in non-aggregated form on application and only in well-founded cases. Otherwise, the economic activity is only shown as the 3-digit code (w03_3).

6.7.5 Classification of economic activities 03, groups (w03_3)

Category	Description
Variable label	classification of economic activities 03, groups
Variable name	w03_3
Category	establishment variables
Origin	BHP
Data type	numerical
Hierarchy	section (1-digit code) division (2-digit code) group (3-digit code) class (4-digit code) sub-class (5-digit code) of economic activity

Category	Description
Detailed description	<p>This variable indicates the economic activity as a 3-digit code in accordance with the WZ03 classification and is available from 2003 up to 2008. WZ03 stands for the “Classification of Economic Activities, Edition 2003” (“Klassifikation der Wirtschaftszweige Ausgabe 2003”) of the Federal Statistical Office (eds.). Like the WZ93, the WZ03 is based on the Statistical Classification of Economic Activities in the European Community NACE Rev. 1 (see description of variables w93_3, w93_5). The classifications of the economic activity have been updated, but the structure of the WZ93 has been largely retained.</p> <p>Each establishment is only assigned one code. If an establishment is active in different economic sectors, the main economic activity should be reflected.</p>

6.7.6 Classification of economic activities 08, sub-classes (w08_5)

Category	Description
Variable label	classification of economic activities 08, sub-classes
Variable name	w08_5
Category	establishment variables
Origin	BHP
Data type	numerical
Hierarchy	section (1-digit code) division (2-digit code) group (3-digit code) class (4-digit code) sub-class (5-digit code) of economic activity
Detailed description	<p>This variable indicates the economic activity as a 5-digit code in accordance with the WZ08 classification and is available from 2008 onwards. WZ08 stands for the “Classification of Economic Activities, Edition 2008” (“Klassifikation der Wirtschaftszweige Ausgabe 2008”) of the Federal Statistical Office (eds.). The WZ08 is based on the Statistical Classification of Economic Activities in the European Community NACE Rev. 2.</p> <p>Each establishment is only assigned one code. If an establishment is active in different economic sectors, the main economic activity should be reflected.</p>
Anonymisation	Owing to its particular sensitivity with regard to data protection legislation, this variable is only made available in non-aggregated form on application and only in well-founded cases. Otherwise the economic activity is only shown as the 3-digit code (w08_3).

6.7.7 Classification of economic activities 08, groups (w08_3)

Category	Description
Variable label	classification of economic activities 08, groups
Variable name	w08_3
Category	establishment variables
Origin	BHP
Data type	numerical
Hierarchy	section (1-digit code) division (2-digit code) group (3-digit code) class (4-digit code) sub-class (5-digit code) of economic activity

Category	Description
Detailed description	<p>This variable indicates the economic activity as a 3-digit code in accordance with the WZ08 classification and is available for the years since 2008. WZ08 stands for the “Classification of Economic Activities, Edition 2008” (“Klassifikation der Wirtschaftszweige Ausgabe 2008”) of the Federal Statistical Office (eds.). The WZ08 is based on the Statistical Classification of Economic Activities in the European Community NACE Rev. 2.</p> <p>Each establishment is only assigned one code. If an establishment is active in different economic sectors, the main economic activity should be reflected.</p>

6.7.8 w73_3 completed by extrapolation/imputation (w73_3_gen)

Category	Description
Variable label	w73_3 completed by extrapolation/imputation
Variable name	w73_3_gen
Category	establishment variables
Origin	BHP
Data type	numerical
Hierarchy	division (1-digit code) group (2-digit code) class (3-digit code)
Detailed description	<p>This variable indicates the economic activity as a 3-digit code in accordance with the WZ73 classification. From 1975 up to and including 2002, the variable contains the original values from w73_3. From 2003 onwards, the information is either continued or replaced with the help of recoding tables. Thus, the variable provides time-consistent information on the economic activity based on the economic activity classification WS73. A detailed description can be found in Eberle et al. (2011).</p> <p>Further information on the WS73 classification can be found in the description of variable w73_3.</p>

6.7.9 Type of imputation w73_3 (group_w73_3)

Category	Description
Variable label	type of imputation w73_3
Variable name	group_w73_3
Category	establishment variables
Origin	BHP
Data type	numerical
Detailed description	<p>This variable indicates the type of completion for the w73_3_gen variable. It reports whether the respective value in w73_3_gen is consistent with the original value from w73_3, still missing / extrapolated or imputed based on recording tables.</p> <p>A detailed description of the procedure can be found in Eberle et al. (2011).</p>

6.7.10 w93_3 completed by extrapolation/imputation (w93_3_gen)

Category	Description
Variable label	w93_3 completed by extrapolation/imputation
Variable name	w93_3_gen
Category	establishment variables
Origin	BHP

Category	Description
Data type	numerical
Hierarchy	section (1-digit code) division (2-digit code) group (3-digit code) class (4-digit code) sub-class (5-digit code) of economic activity
Detailed description	<p>This variable indicates the economic activity as a 3-digit code in accordance with the WZ93 classification. From 1998 up to and including 2003, the variable contains the original values from w93_3. Before 1998 and after 2003, the information is either written back / continued or replaced with the help of recoding tables, so that the variable contains time-consistent information on the economic activity based on the economic activity classification WZ93. A detailed description can be found in Eberle et al. (2011).</p> <p>Further information on the WZ93 classification can be found in the description of variable w93_3.</p>

6.7.11 Type of imputation w93_3 (group_w93_3)

Category	Description
Variable label	type of imputation w93_3
Variable name	group_w93_3
Category	establishment variables
Origin	BHP
Data type	numerical
Detailed description	<p>This variable indicates the type of completion for the w93_3_gen variable. It reports whether the respective value in w93_3_gen is consistent with the original value from w93_3, still missing / extrapolated or imputed based on recording tables.</p> <p>A detailed description of the procedure can be found in Eberle et al. (2011).</p>

6.7.12 w08_3 completed by extrapolation/imputation (w08_3_gen)

Category	Description
Variable label	w08_3 completed by extrapolation/imputation
Variable name	w08_3_gen
Category	establishment variables
Origin	BHP
Data type	Numerical
Hierarchy	section (1-digit code) division (2-digit code) group (3-digit code) class (4-digit code) sub-class (5-digit code) of economic activity
Detailed description	<p>This variable indicates the economic activity as a 3-digit code in accordance with the WZ08 classification and is available from 2008 onwards. From 2008 up to and including 2017, the variable contains the original values from w08_3. Before 2008, the information is either written back or replaced with the help of recoding tables, so that the variable contains time-consistent information on the economic activity based on the economic activity classification WZ08. A detailed description can be found in Eberle et al. (2011).</p> <p>Further information on the WZ08 classification can be found in the description of variable w08_3.</p>

6.7.13 Type of imputation w08_3 (group_w08_3)

Category	Description
Variable label	type of imputation w08_3
Variable name	group_w08_3
Category	establishment variables
Origin	BHP
Data type	numerical
Detailed description	<p>This variable indicates the type of completion for the w08_3_gen variable. It reports whether the respective value in w08_3_gen is consistent with the original value from w08_3, still missing / extrapolated or imputed based on recording tables.</p> <p>A detailed description of the procedure can be found in Eberle et al. (2011).</p>

6.7.14 Year of first appearance (grd_jahr)

Category	Description
Variable label	Year of first appearance
Variable name	grd_jahr
Category	establishment variables
Origin	BHP
Data type	numerical
Detailed description	<p>This variable indicates the first appearance of the establishment number in the dataset. If an establishment number in western Germany is only determined for the first time after 1975 (or after 1992 in eastern Germany), this variable could indicate the date when the respective establishment was founded. However, it could also be an establishment that has been in existence for a longer time but has been allocated a new establishment number following a change of owner or a change in the legal form of the establishment. (For the allocation of establishment numbers see Bundesagentur für Arbeit 2007, pp. 9-11). It is also possible that the establishment already existed before, but had no employees subject to social security, or from 1999 onwards, no marginal part-time workers.</p> <p>An establishment does not necessarily have to be included in the BHP in the year of its first appearance, since only the key date June 30 is relevant for this inclusion. If the establishment has no employees on June 30 of its year of foundation, it consequently does not appear in the BHP in that year.</p>

6.7.15 Date of first appearance (grd_dat)

Category	Description
Variable label	Date of first appearance
Variable name	grd_dat
Category	establishment variables
Origin	BHP
Data type	date
Detailed description	<p>This variable indicates the first appearance of the establishment number in the BeH to the day. If an establishment number in western Germany is only determined for the first time after 1975, or after 1992 in eastern Germany, this variable could indicate the date when the respective establishment was founded. However, it could also be an establishment that has been in existence for a longer time but has been allocated a new establishment number following a change of ownership or a change in the legal form of the establishment. (For the allocation of establishment numbers see Bundesagentur für Arbeit 2007, pp. 9-11). It is also</p>

Category	Description
	possible that the establishment already existed before, but had no employees subject to social security, or from 1999 onwards, no marginal part-time workers. An establishment does not necessarily have to be included in the BHP in the year of its first appearance, since only the key date June 30 is relevant for this inclusion. If the establishment has no employees on June 30 of its year of foundation, it consequently does not appear in the BHP in that year.
Anonymisation	Owing to its particular sensitivity with regard to data protection legislation, this variable is only made available in non-aggregated form on application and only in well-founded cases. Otherwise, only the year when the establishment number first appeared is shown (grd_jahr).

6.7.16 Year of last appearance (lzt_jahr)

Category	Description
Variable label	Year of last appearance
Variable name	lzt_jahr
Category	establishment variables
Origin	BHP
Data type	numerical
Detailed description	<p>This variable indicates the last appearance of the establishment number in the dataset (see Bender et. al. 1996). If the existence of an establishment number in the BHP already ends before 2008, it could indicate the closure of the establishment. However, other possible reasons for this are an “arbitrary change of the establishment number following a change of owner or a change in the legal form of the establishment”, the “outsourcing of parts of the firm under a new establishment number” or other administrative changes (see Bender et. al. 1996 or Bundesagentur für Arbeit 2007, pp. 9-11).</p> <p>An establishment does not necessarily have to be included in the BHP in the year of its last appearance, since only the key date June 30 is relevant for this inclusion. If the establishment has no employees on June 30 of its year of closure, it consequently does not appear in the BHP in that year.</p>

6.7.17 Date of last appearance (lzt_dat)

Category	Description
Variable label	Date of last appearance
Variable name	lzt_dat
Category	establishment variables
Origin	BHP
Data type	date
Detailed description	<p>This variable indicates the last appearance of the establishment number in the dataset to the day (see Bender et. al. 1996). If the existence of an establishment number in the BHP already ends before 2008, it could indicate the closure of the establishment. However, other possible reasons for this are an “arbitrary change of the establishment number following a change of ownership or a change in the legal form of the establishment”, the “outsourcing of parts of the firm under a new establishment number” or other administrative changes (see Bender et al. 1996 or Bundesagentur für Arbeit 2007, pp. 9-11).</p> <p>An establishment does not necessarily have to be included in the BHP in the year of its last appearance, since only the key date June 30 is relevant for this inclusion. If the establishment has no employees on June 30 of its year of closure, it consequently does not appear in the BHP in that year.</p>

Category	Description
Anonymisation	Owing to its particular sensitivity with regard to data protection legislation, this variable is only made available in non-aggregated form on application and only in well-founded cases. Otherwise, only the year when the establishment number last appeared is shown (lzt_jahr).

6.7.18 Total number of employees (az_ges)

Category	Description
Variable label	no. employees
Variable name	az_ges
Category	generated establishment variables
Origin	BHP
Data type	numerical
Detailed description	This variable contains the total number of an establishment's employees reported to the social security agencies as of 30 June of a year. Since the introduction of the new notification regulations in 1999, people in marginal part-time employment have also been recorded. Dormant employment relationships (daily wage of zero) are not included.

6.7.19 Number of full-time employees (regular workers + others) (az_vz)

Category	Description
Variable label	no. full-time (regular workers + others)
Variable name	az_vz
Category	generated establishment variables
Origin	BHP
Data type	numerical
Detailed description	This variable contains the number of people in the establishment who are reported on 30 June of a year as full-time employees under the person group codes 101, 140, 143, 105, 106, 112, 113, 114, 118, 119, 120, 149, 201, 203, 205, 999 and YYY. Apprentices, marginally part-time employees and individuals participating in partial retirement schemes are not considered.

6.7.20 Number of employees in marginal part-time employment (az_gf)

Category	Description
Variable label	no. marginal part-time workers
Variable name	az_gf
Category	generated establishment variables
Origin	BHP
Data type	numerical
Detailed description	The number of employees in marginal part-time employment is generated using the person group code – values 109 and 209. This variable has only been contained in the dataset since 1999 as it has only been included in the social security notification procedure since that year.

6.7.21 Mean imputed wage all full-time employees (te_imp_mw)

Category	Description
Variable label	mean imp. wage all full-time employees

Category	Description
Variable name	te_imp_mw
Category	generated establishment variables
Origin	BHP
Data type	numerical
Detailed description	<p>This variable contains the mean imputed gross daily wage of the full-time employees in an establishment. It does not include the wages of marginally part-time staff, apprentices or individuals participating in partial retirement schemes. The values are reported in euros for all years.</p> <p>According to the social security notification regulations, employers must indicate the employee's gross wage subject to social security contributions for a certain period of time (fixed period wage). Until the end of 1998, employers had to report the gross wage subject to social security contributions only. So only wages above the marginal part-time income threshold and below the contribution assessment ceiling were recorded. Since 1999, wages below the marginal part-time income threshold have also been recorded as part of the new notification procedure. Gross wages above the contribution assessment ceiling, however, are still cut.</p> <p>In order to calculate the gross daily wage, the fixed period wage is divided by the number of calendar days in the period. To calculate the mean, these censored wages were imputed (see Section 3.1.3.3 in Ganzer et al. 2022). These data were then aggregated at establishment level. The values are rounded to two decimal places. However, due to the "storage type" in Stata, additional decimal places are displayed that are not correct.</p>

6.7.22 Place of work - district (Kreis) (ao_kreis)

Category	Description
Variable label	place of work - district (Kreis)
Variable name	ao_kreis
Category	location data
Origin	BHP
Data type	numerical
Hierarchy	federal state district
Detailed description	<p>The variable indicates the district (urban district or rural district) in which the employee's establishment is located. The first two digits of the 5-digit district code (Kreisschlüssel) show the code for the federal state (Bundesland, NUTS 1), positions 1-3 indicate the regional authority (Regierungsbezirk, NUTS 2). Federal states without a regional authority have a 0 in the third position. In the NUTS classification (Nomenclature des unités territoriales statistiques) of the European Union, districts correspond to the level NUTS 3.</p> <p>In order to guarantee consistent regional allocations across the entire observation period, the information on the district was recoded to the territorial allocation of 31 December 2020, i.e. in all calendar years, a place of work is assigned to a district in accordance with the boundaries that the district had on 31 December 2020. As the district boundaries have changed over time, cases would occur in which the district code of the location of the establishment would change without the establishment concerned having relocated, if the territorial allocations were not updated.</p>
Anonymisation	Owing to its particular sensitivity with regard to data protection legislation, this variable is only made available in non-aggregated form on application and only in well-founded cases. Otherwise, only the federal state (ao_bula) is shown as regional information.

6.7.23 Place of work - federal state (Bundesland) (ao_bula)

Category	Description
Variable label	place of work - federal state (Bundesland)
Variable name	ao_bula
Category	location data
Origin	BHP
Data type	numerical
Hierarchy	federal state district
Detailed description	The variable indicates the federal state in which the establishment is located. This variable is generated from the district code (ao_kreis). The first two positions of the district code indicate the federal state (NUTS 1).

6.8 Linkage variables

6.8.1 Availability of administrative personal data (match_admin)

Category	Description
Variable label	availability of administrative personal data
Variable name	match_admin
Category	Linkage-relevant variable
Origin	generated
Data type	numerical
Detailed description	This variable is only included in the matching file. For every respondent in the NEPS-SC3 survey data, it displays whether observations from the administrative personal data are available for this person. In a few cases, this variable takes the value 0, although the variable match_typ indicates a successful match. In these cases, it was possible to achieve a match by comparing the identifiers of both data sources, but the IEB does not contain any episodes about that person.

6.8.2 Matching method (match_typ)

Category	Description
Variable label	Type of match
Variable name	match_typ
Category	Linkage-relevant variable
Origin	Record linkage
Data type	numerical
Detailed description	This variable is only included in the matching file. It describes the stage of the matching process at which it was possible to identify a person in the administrative data of the IAB.

6.8.3 Quality of the match (quality)

Category	Description
Variable label	quality of the match
Variable name	quality
Category	Linkage-relevant variable
Origin	Record linkage

Category	Description
Data type	numerical
Detailed description	This variable is only included in the matching file. It reports a quality indicator for those individuals whose IAB data were merged using probabilistic methods. The higher the value of the indicator, the better the correspondence between the two datasets.

7 References

- Antoni, M., & Schnell, R. (2019). The past, present and future of the German Record Linkage Center (GRLC). In: Jahrbücher für Nationalökonomie und Statistik. Journal of Economics and Statistics, De Gruyter, Vol. 239 (2), pp. 1-13.
- Bender, S., Hilzendegen, J., Rohwer, G., & Rudolph, H. (1996). Die IAB-Beschäftigtenstichprobe 1975–1990. Beiträge zur Arbeitsmarkt- und Berufsforschung 197, Nürnberg.
- Bertat, T., Dundler, A., Grimm, C., Kiewitt, J., Schomaker, C., Schridde, H., & Zemmann, C. (2013). Neue Erhebungsinhalte 'Arbeitszeit', 'ausgeübte Tätigkeit' sowie 'Schul- und Berufsabschluss' in der Beschäftigungsstatistik. Methodenbericht der Statistik der Bundesagentur für Arbeit. Methodenbericht, Bundesagentur für Arbeit – Statistik, URL: <https://statistik.arbeitsagentur.de/DE/Statischer-Content/Grundlagen/Methodik-Qualitaet/Methodenberichte/Beschaeftigungsstatistik/Generische-Publikationen/MB-Arbeitszeit-ausgeuebte-Taetigkeit-Schul-und-Berufsabschluss.pdf? blob=publicationFile&v=4> (accessed: 20 April 2021).
- Bundesagentur für Arbeit (2005). Schlüsselverzeichnis für die Angaben zur Tätigkeit in den Meldungen zur Sozialversicherung (Ausgabe Januar 2005), Nürnberg.
- Bundesagentur für Arbeit (2007). Handbuch für die Betriebsnummernvergabe und -pflege im Rahmen des Meldeverfahren zur Sozialversicherung (Ausgabe Dezember 2007), Nürnberg.
- Bundesagentur für Arbeit (2009). Klassifikation der Wirtschaftszweige 1973. Methodenbericht der Statistik der Bundesagentur für Arbeit, Nürnberg. URL: <https://statistik.arbeitsagentur.de/DE/Statischer-Content/Grundlagen/Klassifikationen/Klassifikation-der-Wirtschaftszweige/Klassifikation-der-Wirtschaftszweige-1973-2003/Generische-Publikationen/WS-1973.xls? blob=publicationFile&v=4> (accessed: 20 April 2021).
- Bundesagentur für Arbeit (2011). Klassifikation der Berufe 2010 – Band 1: systematischer und alphabetischer Teil mit Erläuterungen. Klassifikation der Berufe 2010, Nürnberg. URL: <https://statistik.arbeitsagentur.de/DE/Statischer-Content/Grundlagen/Klassifikationen/Klassifikation-der-Berufe/KldB2010/Printausgabe-KldB-2010/Generische-Publikationen/KldB2010-Printversion-Band1.pdf? blob=publicationFile&v=7> (accessed: 20 April 2021).
- Bundesanstalt für Arbeit (1988). Klassifikation der Berufe – Systematisches und Alphabetisches Verzeichnis der Berufsbenennung, Nürnberg. URL: <https://statistik.arbeitsagentur.de/DE/Statischer-Content/Grundlagen/Klassifikationen/Klassifikation-der-Berufe/KldB1975-1992/Generische-Publikationen/KldB1988-Die-Klassifikation.xls? blob=publicationFile&v=8> (accessed: 20 April 2021).
- Christen, P. (2012). Data Matching: Concepts and Techniques for Record Linkage, Entity Resolution, and Duplicate Detection. Berlin, Springer.
- Cramer, U. (1985). Probleme der Genauigkeit der Beschäftigtenstatistik. Allgemeines Statistisches Archiv 69, pp. 56-68.
- Eberle, J., Jacobebbinghaus, P., Ludsteck, J., & Witter, J. (2011). Generation of time-consistent industry codes in the face of classification changes – Simple heuristic based on the Establishment History Panel (BHP). FDZ-Methodenreport 05/2011 (en), Nürnberg.

- Fitzenberger, B., Osikominu, A., & Völter, R. (2006). Imputation rules to improve the education variable in the IAB employment subsample. In: Schmollers Jahrbuch. Zeitschrift für Wirtschafts- und Sozialwissenschaften, Vol. 126(3), pp. 405-436.
- Fitzenberger, B., & Seidlitz, A. (2020). The 2011 break in the part-time indicator and the evolution of wage inequality in Germany. Journal for Labour Market Research 01/2020.
- Frodermann, C., Schmucker, A., Seth, S., & Berge, P. v. (2021). Stichprobe der Integrierten Arbeitsmarktbiografien (SIAB) 1975-2019. FDZ-Datenreport 01/2021 (de), Nürnberg.
- Ganzer, A., Schmucker, A., Stegmaier, J. & Stüber, H. (2022). Betriebs-Historik-Panel 1975-2020. FDZ-Datenreport, 03/2022 (de), Nürnberg, DOI: 10.5164/IAB.FDZD.2203.de.v1.
- Ludsteck, J., & Thomsen, U. (2016). Imputation of the working time information for the employment register data. FDZ-Methodenreport 01/2016 (en), Nürnberg.
- Meinken, H., & Koch, I. (2004). BA-Beschäftigtenpanel 1998-2002. Codebuch, Nürnberg.
- Paulus, W., & Matthes, B. (2013). Klassifikation der Berufe: Struktur, Codierung und Umsteigeschlüssel. FDZ-Methodenreport 08/2013 (de), Nürnberg.
- Schild, C.-J., & Antoni, M. (2014). Linking survey data with administrative social security data – The project „Interactions Between Capabilities in Work and Private Life “. German RLC Working Paper No. 2 WP-GRLC-2014-02.
- Schnell, R., Bachteler, T., & Bender, S. (2004). A toolbox for record linkage. Austrian Journal of Statistics, Vol. 33(1-2), pp. 125-133.
- Statistisches Bundesamt (2002). Klassifikation der Wirtschaftszweige, Ausgabe 1993 (WZ93), Wiesbaden. URL: <https://www.destatis.de/DE/Methoden/Klassifikationen/Gueter-Wirtschaftsklassifikationen/Downloads/klassifikation-wz-1993.html> (accessed: 20 April 2021).
- Statistisches Bundesamt (2003). Klassifikation der Wirtschaftszweige, Ausgabe 2003 (WZ 2003), Wiesbaden. URL: https://www.destatis.de/DE/Methoden/Klassifikationen/Gueter-Wirtschaftsklassifikationen/Downloads/klassifikation-wz-2003-erlaeuterung.pdf?__blob=publicationFile (accessed: 20 April 2021).
- Statistisches Bundesamt (2008). Klassifikation der Wirtschaftszweige, Ausgabe 2008 (WZ 2008), Wiesbaden. URL: <https://www.destatis.de/DE/Methoden/Klassifikationen/Gueter-Wirtschaftsklassifikationen/klassifikation-wz-2008.html> (accessed: 20 April 2021).
- Statistisches Bundesamt (2021). Staats- und Gebietssystematik, Wiesbaden. URL: https://www.destatis.de/DE/Methoden/Klassifikationen/Staat-Gebietsystematik/Staatsangehoerigkeitsgebietsschluessel_pdf.pdf?__blob=publicationFile&v=5 (accessed: 20 April 2021).
- Thomsen, U., Ludsteck, J., & Schmucker, A. (2018). Skilled or unskilled – Improving the information on qualification for employee data in the IAB Employee Biography. FDZ-Methodenreport 09/2018 (en), Nürnberg.
- Wermter, W., & Cramer, U. (1988). Wie hoch war der Beschäftigtenanstieg seit 1983? – Ein Diskussionsbeitrag aus der Sicht der Beschäftigtenstatistik der Bundesanstalt für Arbeit. Mitteilungen aus der Arbeitsmarkt- und Berufsforschung, Vol. 21(4), pp. 468-482.

8 Appendix

8.1 Frequency tables

Frequency tables and overviews of the individual values and labels of the variables can be found in separate files at <https://fdz.iab.de/en.aspx>.

8.2 List of abbreviations

ALG II	Arbeitslosengeld II	unemployment benefit II
ARGE	Arbeitsgemeinschaft	cooperation of employment agencies and municipalities
ASU	Arbeitsuchende-Historik	Jobseeker History
A2LL	Arbeitslosengeld II – Leistungen zum Lebensunterhalt	unemployment benefit II - benefits to secure a livelihood
BA	Bundesagentur für Arbeit	Federal Employment Agency
BeH	Beschäftigten-Historik	Employee History
BfA	Bundesversicherungsanstalt für Angestellte	Federal Social Insurance Office for Salaried Employees
BG	Bedarfgemeinschaft	Benefit unit
BHP	Betriebs-Historik-Panel	Establishment History Panel
BMAS	Bundesministerium für Arbeit und Soziales	Federal Ministry of Labour and Social Affairs
coArb	Computerunterstützte Arbeitsvermittlung (operatives Verfahren zur Verwaltung der Vermittlung (Altverfahren))	computer-aided job placement (procedure for the administration of job placements – old procedure)
DEÜV	Verordnung über die Erfassung und Übermittlung von Daten für die Träger der Sozialversicherung – Datenerfassungs- und – übermittlungsverordnung	Data Collection and Transmission Regulation - regulation on the collection and transmission of data for the social security agencies
DEVO	Zweite VO über die Erfassung von Daten für die Träger der Sozialversicherung und für die BA – Datenerfassungs-Verordnung –	Data Collection Regulation - second regulation on the collection of data for the social security agencies and for the Federal Employment Agency
DÜVO	Zweite VO über die Datenübermittlung auf maschinell verwertbaren Datenträgern im Bereich der Sozialversicherung und der BA – Datenübermittlungs-Verordnung –	Data Transmission Regulation - second regulation on the transfer of data on machine-readable data media in the field of social security and the BA
DZHW	Deutsches Zentrum für Hochschul- und Wissenschaftsforschung	German Centre for Higher Education Research and Science Studies
FELEG	Gesetz zur Förderung der Einstellung der landwirtschaftlichen Erwerbstätigkeit	Act on the Support in Case of Termination of Farming Activities
gE	Gemeinsame Einrichtung	Joint facility
gT	Getrennte Trägerschaft	Separated responsibilities
IAB	Institut für Arbeitsmarkt- und Berufsforschung	Institute for Employment Research

IAB-RDC	Forschungsdatenzentrum der Bundesagentur für Arbeit am IAB	Research Data Centre of the Federal Employment Agency at the IAB
IEB	Integrierte Erwerbsbiographien	Integrated Employment Biographies
infas	Institut für angewandte Sozialwissenschaften GmbH	Institute for Applied Social Sciences GmbH
ISIC	International Standard Industrial Classification of All Economic Activities	International Standard Industrial Classification of All Economic Activities
LeH	Leistungsempfängerhistorik	Benefit Recipient History
LHG	Leistungshistorik Grundsicherung	Unemployment Benefit II Recipient History
LifBi	Leibniz Institut für Bildungsverläufe	Leibniz Institute for Educational Trajectories
LifBi-RDC	Forschungsdatenzentrum des Leibniz Institut für Bildungsverläufe	Research Data Center of the Leibniz Institute for Educational Trajectories
LVA	Landesversicherungsanstalt	Land Social Insurance Office
MTH	Maßnahmeteilnehmer-Historik	Participants-in-Measures History File
NACE	Nomenclature générale des activités économiques dans les communautés européennes	Nomenclature générale des activités économiques dans les communautés européennes
NEPS	Nationales Bildungspanel	National Educational Panel Study
NEPS-SC3	NEPS Startkohorte 3	NEPS Starting Cohort 3
NUTS	Nomenclature des unités territoriales statistiques	Nomenclature des unités territoriales statistiques
RDC	Forschungsdatenzentrum	Research Data Centre
SGB	Sozialgesetzbuch	German Social Code
SIAB	Stichprobe der Integrierten Arbeitsmarktbiographien	Sample of Integrated Labour Market Biographies
VerBIS	Vermittlungs- und Beratungsinformationssysteme	Information System for Placement and Counselling
XASU	Arbeitsuchenden-Historik aus XSozial-BA-SGB II	Jobseeker History from XSozial-BA-SGB II
XMTH	Maßnahmeteilnehmergehistorik aus XSozial-BA-SGB II	Participants-in-Measures History File from XSozial-BA-SGB II
zkT	Zugelassene kommunale Träger	Authorised municipalities

Imprint

FDZ-Datenreport 14|2022 EN

Date of publication

21. December 2022

Publisher

Research Data Centre (FDZ)
of the Federal Employment Agency (BA)
in the Institute for Employment Research (IAB)
Regensburger Str. 104
D-90478 Nuremberg

Rights of use

This publication is published under the following Creative Commons licence:
Attribution – ShareAlike 4.0 International (CC BY-SA 4.0)
<https://creativecommons.org/licenses/by-sa/4.0/deed.de>

Download

https://doku.iab.de/fdz/reporte/2022/DR_14-22_EN.pdf

Documentation version

NEPS-SC3-ADIAB 7521_EN_v1_dok1, DOI: 10.5164/IAB.FDZD.2214.en.v1

Dataset version

NEPS-SC3-ADIAB 7521 v1, DOI: 10.5164/IAB.NEPS-SC3-ADIAB7521.de.en.v1

All publications in the series “FDZ-Datenreport“ can be downloaded from

<https://fdz.iab.de/en/research/publications/fdz-datenreport-series/>

Website

<https://fdz.iab.de/>

Corresponding author

Nadine Bachbauer
Phone: +49 911 179-9579
Email: Nadine.Bachbauer2@iab.de